

ATEN VanCryst™ Professional A / V Solutions

2016 | 2017 > Product Catalog



Simply Better Connections

Our Vision

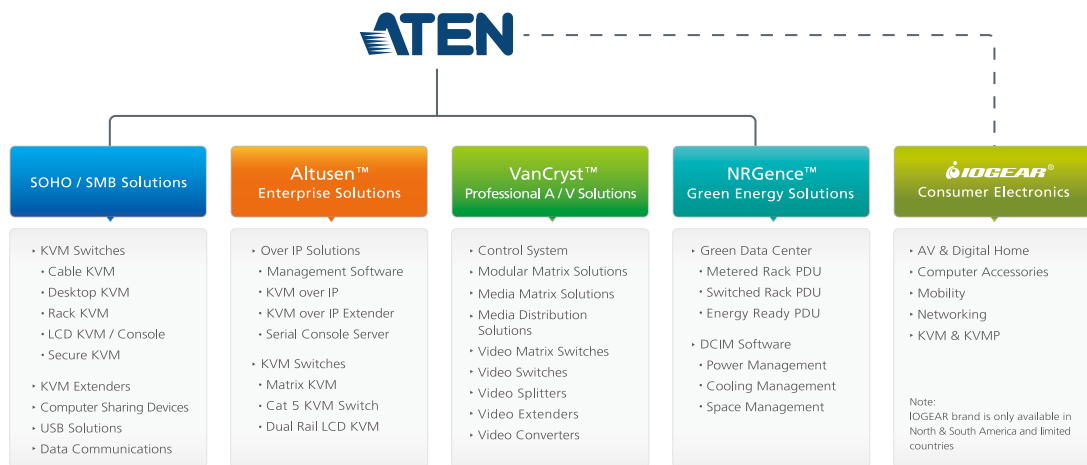
“Simply Better Connections” has always been at the heart of the ATEN brand. It means providing innovative solutions for you to make better connections, efficiently and seamlessly, to the information and people that you value. As a result, ATEN connects you to the world, anytime and anywhere, by providing technologies that enable you to share and to care. ATEN makes professional and personal life easier and better connected.

About ATEN

ATEN, established in 1979, specializes in connectivity management solutions for accessing and sharing technologies. ATEN consolidates all of its products under the ATEN brand to provide a standard of consistent service under one name. The ATEN brand consists of innovative solutions applied to IT infrastructure access management, professional audio/video, green energy products for consumers, small/home offices (SOHO), small to medium sized business (SMB) and enterprise customers.

ATEN’s Altusen™ IT infrastructure access management solutions offer connectivity and control capabilities for SMB and Enterprise customers that allow people to effectively manage IT equipment from anywhere in the world. ATEN’s VanCryst™ professional audio/video solutions offer signal management and system control for home and professional audio/video installations with a variety of applications in corporate, education, government, hospitality and home theater environments. ATEN’s NRGence™ Green Energy line offers sensor-enabled energy-saving hardware and software solutions for the data center with a range of intelligent power distribution units that provide real-time energy management and performance indicators locally and remotely.

ATEN specializes in connectivity and management solutions. We distribute our products through a global sales network to meet a broad range of customer needs. ATEN delivers with quality and we care about our customers. We are committed to the best customer support in the industry.



Our Core Values

- CAN**
- Integrity** with pragmatism as our philosophy
- Caring** with respect as our spirit
- Ambition** with optimism as our attitude
- Novelty** with added-value as our achievement

Company Profile



ATEN R&D Center
(Canada)



ATEN Technology
(USA)



ATEN New Jersey
(USA)

- Sales offices
- R&D base
- Manufacturing base
- Headquarters



Global Sales and Service Network

ATEN has built a global network of sales and engineering professionals to provide our customers with fast, efficient and comprehensive service. Our distribution channels and partners extend worldwide to more than 100 countries.



ATEN eNews

ATEN eNews is a monthly publication featuring the latest ATEN product developments, marketing and promotional resources, and corporate activities.

ATEN UK



ATEN Russia



ATEN China



ATEN Japan



ATEN Korea



Atech Peripherals (Taiwan)



ATEN ANZ

ATEN R&D Center
Wuhan (China)

ATEN Factory
Shenzhen (China)



ATEN Infotech
(Belgium)



- ATEN Taiwan Headquarters
- R&D Headquarters
- Manufacturing Center



ATEN eService

ATEN eService is a web portal which provides several ATEN online services, including technical support, product registration, and partner services. All services can be accessed with a single ID and password.



ATEN Partner Center

Authorized distributors can access the ATEN Partner Center to get the latest marketing materials, sales tools, technical documents, product certifications and more. Registered partners receive a monthly newsletter to stay up-to-date with ATEN's latest product news and events. ATEN also provides integrated marketing programs and promotions to assist partners in promoting ATEN products and services.

ATEN Video Product Landmarks

Year	Landmark	Product Name	Key Technology Advance
1993 > 2006	• Video Splitter	VS104 / VS108	First VGA splitter
	• Video Splitter	VS102	
	• Video Switch	VS201	First VGA switch
	• Video Splitter	VS132	Increased bandwidth to 300 MHz
	• Video Extender	VE120L / VE120R	First VGA over Cat 5 extender
	• Video Splitter	VS92A / VS94A / VS98A	Increased bandwidth to 250 MHz
	• Video Switch	VS881	Added IR remote control
	• Video Switch	VS291 / VS491	
	• Video Switch	VS1601	Added audio
	• Video Switch	VS231 / VS431	First HDTV A/V switch
2007	• DVI Switch	VS261 / VS461	First DVI switch
	• HDMI Switch	VS481A	First HDMI switch
	• DVI Splitter	VS162 / VS164	First DVI splitter
2008	• HDMI Splitter	VS182 / VS184	First HDMI splitter
	• Media Distribution Solution	VS1504 / VS1508 + VB552	First complete high resolution, long distance VGA digital signage solution with serial RS-232 and audio support
	• HDMI Extender	VE800	First HDMI extender
	• Video Splitter	VS132A / VS134A / VS138A	Increased bandwidth to 450 MHz; increased resolution to 2048 x 1536
2009	• Audio / Video Extender	VE200	First VGA with audio and serial extender added
	• Video Splitter	VS92A / VS94A / VS98A	Increased bandwidth to 350 MHz
	• DVI Extender	VE066	First mini DVI extender
	• HDMI Switch	VS0801H	
2010	• HDMI Splitter	VS0108H	
	• HDMI Matrix Switch	VM0404H	First HDMI matrix switch
	• Media Matrix Switch	VM0808T	First VGA-over-Cat 5 + audio matrix switch
	• Audio/Video Extender	VE500	VGA + balanced audio + Deskew extender
2011	• Media Distribution Solution	VS1204T / VS1208T + VE170R / RQ	Complete high resolution, long distance VGA digital signage solution with audio support
	• Video Switch	VS0801	8-port VGA Switch + Audio
	• HDMI Media Distribution Solution	VS1804T / VS1808T + VE800R + VB802	First complete long distance HDMI digital signage solution
	• VGA to HDMI Converter	VC180	
	• HDMI Repeater Plus Audio De-embedder	VC880	
	• Dual View HDMI Switch	VS482	HDMI switch with ARC (Audio Return Channel) function
	• Mini Cat 5 A/V Extender	VE022	
• DVI Extender with Audio	VE600A		
• Mini DisplayPort Adapter	VC920 / VC960 / VC980		

Year	Landmark	Product Name	Key Technology Advance
2012	• Media Matrix Solutions	VM0808T / VM1616T + VE500 / VE300	<p>First video extender to support 4K</p> <p>First universal switch to support scaler functionality</p>
	• HDMI Matrix Switch	VM0808H	
	• Video Matrix Switch + Audio	VM0808	
	• VGA Switch with Audio	VS0201 / VS0401	
	• DVI Dual Link Splitter with Audio	VS172 / VS174	
	• VGA Splitter	VS0102 / VS0104 / VS0108	
	• HDMI Extender over single Cat 5 with Dual Display	VE814	
	• Universal A/V to HDMI Switch with Scaler	VC1080	
2013	• HDMI Media Distribution Solution	VS1814T / VS1818T + VE812R	Implemented HDBaseT solution
	• 8 x 8 HDMI Matrix Switch with Scaler	VM5808H	First matrix switch to support Seamless Switch™ functionality
	• Video Extender with Cascade	VE172R	Supports up to 10 Levels
	• VGA/DVI/HDMI Over Cat 5 Extender Wall Plate	VE156 / VE606 / VE806	First extender with wall plate design
2014	• Modular Matrix Solution Series	VM1600 + VM7604 / VM8604 + VM7804 / VM8804	First Modular Matrix Switch solution with Seamless Switch™ technology, ideal for video wall integration
	• 3G / HD / SD-SDI Splitter	VS146	First SDI video splitter
	• HDMI Active Optical Cable	VE872 / VE873	An active optical cable with exclusive ATEN AOC+™ technology
2015	• ATEN Control System	VK2100 / VK6000 / App	First control system
	• Serial Expansion Box	VK224	First expansion box for ATEN Control System
	• 4 x 4 / 9 x 9 HDMI HDBaseT-Lite Matrix Switch	VM3404H / VM3909H	First HDBaseT-Lite matrix switch
	• 12-Port DP Video Wall Media Player	VS1912	First media player
	• Multicast HDMI Wireless Extender	VE849	First multicast HDMI wireless extender
	• Mini DisplayPort to 4K HDMI Active Adapter / DisplayPort to 4K HDMI Active Adapter	VC981 / VC986	
	• LockPro™-HDMI Cable Lock	2X-EA12	ATEN's innovative HDMI cable lock

VanCryst™ = Vantage + Crystal

The ATEN VanCryst™ range of professional Audio / Video systems delivers superior solutions that are flexible, easy to use, and give you the advantage of crystal clear audio and video quality.



The Distinguished Technologies of VanCryst™ Products

Seamless Switch™

ATEN Seamless Switch™ technology features instantaneous video switching to deliver Full HD video powered by an exclusive seamless engine implemented at each output port. This high-performance engine processes A/V signals by executing EDID and HDCP handshakes simultaneously at both source and display ends, scaling inputs for the best output resolution while setting the output clock timing and using a frame buffer to retain input signal information for the fastest output. This innovative processing of high-speed signals contributes to continuous video streams, real-time switching and stable signal transmission.

Products : VM1600, VM8514+VE805R, VM8804, VM8604, VM5404H, VM5808H, VM5404D, VM5808D, VM6404H, VM3404H+VE805R, VM3909H+VE805R

Video Wall Integration with Scaler

A unique Scaler utilizing ATEN FPGA technology is built into ATEN's Seamless Switch™ Series to unify various video input signals and render optimum output resolutions on displays with uncompromised precision. Through an intuitive web GUI video wall profiles can be created with custom screen layouts for a wide range of pro-A/V applications. Integrating a video wall processor and matrix switching capability, these products simplify the installation process and contribute to cost-effective management.

Products : VM1600, VM8514+VE805R, VM8804, VM8604, VM5404H, VM5808H, VM5404D, VM5808D, VM6404H, VM3404H+VE805R, VM3909H+VE805R

AOC+™ (Active Optical Cable Plus)

AOC+™ is a technology that converts input signals into fiber optic signals between connectors over long distances. Using the EMI-free fiber optic cable as the medium between connectors to transmit signals, AOC+™ supports 3D and 4K resolutions in high bandwidth transmission over long distances. AOC+™ is fully compliant with HDMI standards and offers pure HDMI integration in high-speed transmission without sacrificing compatibility with standard electrical interfaces.

Products : VE872 / VE873 / VE874 / VE875

4K Support

4K resolution gives HDMI displays a major boost over current HDTV standards, with the upgrade in pixel count and picture quality providing a better all-around viewing experience. Along with the upgrade in picture quality, the launch of the VM6404H, an industry-first HDMI Matrix Switch with seamless 4K video switching, further fulfills the rising demand for digital content in 4K resolutions. ATEN is continuously launching new HDMI devices that establish the norm for implementing 4K resolutions in home theater integration and large commercial use.

Note: Supported 4K resolutions include UHD (3840x2160) and DCI (4096x2160), with refresh rates at 30 Hz (4:4:4) and 60 Hz (4:2:0).

Products : VS1814T, VS1818T, VS182A, VS184A, VS0108HA, VS481B, VE872 / VE873 / VE874 / VE875, VE801, VE802, VE812, VE813, VE814, VM1600, VM7514, VM8514, VM6404H, VM3404H, VM3909H, VM0404HA, VM0808HA, VC981, VC986 (VC981 and VC986 only support 3840x2160 @ 30 Hz)



▶ HDBaseT™ Technology

HDBaseT™ is a connectivity standard for whole-home and commercial distribution of uncompressed HD multimedia content. The cornerstone of HDBaseT™ technology is that it combines uncompressed Ultra HD video, audio, 100Mb Ethernet, power over cable and control signals through a single Cat 5e/6a cable. HDBaseT™ is optimized for professional A/V installations and provides a simple and cost-effective solution for transmitting Ultra HD signals up to 100 meters. ATEN's HDBaseT products are compatible with HDBaseT-certified projectors or displays manufactured by EPSON, NEC, Panasonic, Sony and many more.

Products : VS1814T, VS1818T, VM7514, VM8514, VE601, VE801, VE802, VE805R, VE812, VE813, VE814, VM3404H, VM3909H

▶ ATEN Exclusive Video Compensation technology

ATEN's patented video compensation technology permits video signals to be transmitted over long distances more accurately, improving upon the previous design by minimizing inaccuracy from 10 m to only 1 m. This technology not only improves the brightness but also achieves a higher skew tolerance for our video extender products.

Products : VE500R/RQ, VE300R/RQ, VE170R/RQ, VS1504, VS1508, VB552, VE200R, VE172R, VE200, VE550

▶ Deskew

ATEN's automatic and manual delay line synchronizing functions correct the color phase and time errors that occur when R/G/B video signals are sent long distances over Cat 5e/6 cables. ATEN's Deskew technology enables you to manually tune the R/G/B signals to ensure stable, high quality video in any extended video installation.

Products : VE500RQ, VE300RQ, VE170RQ, VE510

▶ EDID Expert™

ATEN offers an extensive portfolio of pro-A/V products with selectable EDID modes to fulfill the requirements of different applications. In most cases where multiple video sources and displays or long-distance transmissions are demanded, the ATEN EDID Expert™ technology offers applicable EDID modes for selection that optimize the output capability throughout the installation for faster and very smooth video performance.

Products : VanCryst PRO models

(See more details about ATEN EDID modes on the next page.)



The Distinguished Technologies of VanCryst™ Products

• ATEN EDID Modes

The EDID Expert offers several EDID modes for selection, including **Default**, **Port 1**, **Auto**, **Remix**, **Learn**, and **Customized** modes, and each is defined as follows:

- **Default:** This mode applies ATEN's default EDID data to all video sources by default when the system is powered on.
- **Port 1:** This mode applies the EDID data read from port 1 to all video sources. The system will enforce Default EDID data to all sources if port 1 is not occupied.
- **Auto:** This mode reads mixed EDID data from all connected displays and generates the optimum EDID for all video sources. The system will automatically re-generate a new EDID whenever a device is plugged in.
- **Remix:** This mode reads mixed EDID data from all connected displays and generates the optimum EDID for all video sources. The system will not re-generate a new EDID when a device is plugged in, unless triggered by a pushbutton or commands.
- **Learn:** This mode applies the EDID data of a specific display to all video sources. The system will not re-generate a new EDID when a device is plugged in, unless triggered by a pushbutton or commands.
- **Customized:** This mode allows user-defined EDID configurations for optimum output.

• Supported Video Resolutions in Default Mode

Supported video resolutions in Default EDID mode may vary upon the type of interface connected:

HDMI

640x480 @ 60 Hz	1366x768 @ 60 Hz
640x480 @ 67 Hz	1400x900 @ 60 Hz
640x480 @ 72 Hz	1440x1050 @ 60 Hz
640x480 @ 75 Hz	1600x1200 @ 60 Hz
800x600 @ 56 Hz	1680x1050 @ 60 Hz
800x600 @ 60 Hz	1920x1080 @ 60 Hz
800x600 @ 72 Hz	1920x1200 @ 60 Hz
800x600 @ 75 Hz	480p
1024x768 @ 60 Hz	576p
1024x768 @ 70 Hz	720p 50Hz
1024x768 @ 75 Hz	720p 60Hz
1280x720 @ 60 Hz (Native)	1080i 50Hz
1280x800 @ 60 Hz	1080i 60Hz
1280x1024 @ 60 Hz	1080p 60Hz
1280x1024 @ 75 Hz	

DVI

640x480 @ 60 Hz	1280x720 @ 60 Hz (Native)
640x480 @ 67 Hz	1280x800 @ 60 Hz
640x480 @ 72 Hz	1280x1024 @ 60 Hz
640x480 @ 75 Hz	1280x1024 @ 75 Hz
800x600 @ 56 Hz	1366x768 @ 60 Hz
800x600 @ 60 Hz	1400x900 @ 60 Hz
800x600 @ 72 Hz	1440x1050 @ 60 Hz
800x600 @ 75 Hz	1600x1200 @ 60 Hz
1024x768 @ 60 Hz	1680x1050 @ 60 Hz
1024x768 @ 70 Hz	1920x1080 @ 60 Hz
1024x768 @ 75 Hz	1920x1200 @ 60 Hz

VGA

640x480 @ 60 Hz	1152x870 @ 75 Hz
640x480 @ 67 Hz	1280x800 @ 60 Hz
640x480 @ 72 Hz	1280x1024 @ 60 Hz
640x480 @ 75 Hz	1280x1024 @ 75 Hz
800x600 @ 56 Hz	1366x768 @ 60 Hz
800x600 @ 60 Hz	1400x900 @ 60 Hz
800x600 @ 72 Hz	1440x1050 @ 60 Hz
800x600 @ 75 Hz	1600x1200 @ 60 Hz
832x624 @ 75 Hz	1680x1050 @ 60 Hz
1024x768 @ 60 Hz (Native)	1920x1080 @ 60 Hz
1024x768 @ 70 Hz	1920x1200 @ 60 Hz
1024x768 @ 75 Hz	

Why Choose ATEN VanCryst™ Professional A/V Solutions?

30 Years of Experience

ATEN has been at the forefront of the data communication and connectivity industries since 1979 and has been an international leader in the entry - to mid-level KVM switch market for more than 30 years. Our ATEN Professional A/V Solutions have developed alongside our KVM expertise and now we are leveraging these enhanced video and control capabilities to expand further into this technology-intensive field. From our first video switch in 1993 to today's cutting-edge Media Distribution Solution, we have been continually creating, developing and expanding our video products range. Given ATEN's experience and expertise in video-related technologies, it simply makes sense to source your ATEN Professional A/V Solutions from us.

Flexible, Integrated Solutions

ATEN Professional A/V Solutions give you crystal clear images from all vantage points – at home, in the office, and in commercial, industrial, information and entertainment environments. We have a full range of components that can be leveraged in different ways to fulfill the needs of various industries. From switches and splitters to extenders and converters – our range of video products provide you with a multitude of flexible, integrated solutions for all video-related applications. From installers looking for components to specialized providers looking for total video solutions, there is an ATEN product to meet all your professional A/V needs. Why not let our vision become your advantage?

Quality Engineering

At ATEN, we employ engineers who are experts in their fields and provide them with an environment where they can thrive and give wings to their ideas. In return, our teams of resourceful and talented R&D professionals supply us with a continuous array of hi-tech video innovations that we are proud to supply to our customers. In addition to top quality engineering, every component is carefully selected and rigorously tested throughout the design and production process to ensure that ATEN only supplies video products of the highest quality where you can get the reliability and performance you demand.



Total Customer Satisfaction

Customer satisfaction has and always will be the number one priority at ATEN. To ensure this, excellence is pursued at every stage. We provide a constant stream of new products with innovative technologies. We can be relied upon for the highest quality manufacturing and for timely deliveries. We have a wealth of dedicated and talented sales service personnel, backed up by experienced technicians, who provide unparalleled customer support. All of this adds up to total customer satisfaction. We have a proven track-record of superlative after-sales and technical support for customers, re-sellers and partners across the board. There is no need to settle for less.

Exceptional Price Performance

One final reason to choose ATEN Professional A/V Solutions is the exceptional performance they offer at considerably lower prices than the majority of the competition. ATEN prices might not be the very lowest on the market, but they certainly offer the best price-to-value ratio in terms of quality, performance, and after-sales support. Dollar-for-dollar, ATEN Professional A/V Solutions outperform the competition. And the benefits of our know-how and high-tech automated manufacturing process are passed onto our customers who, in turn, are able to be competitive in their own markets. Get more for your money and reap the rewards with ATEN Professional A/V Solutions.

► New VanCryst PRO



To meet more sophisticated and advanced installation requirements, ATEN is introducing the VanCryst PRO product range to satisfy customers' needs. What makes the VanCryst PRO product line different is that it implements ATEN's exclusive video compensation technology that makes A/V transmissions more accurate. The VanCryst PRO range also includes complete solutions for different applications – from customized retail media to public information systems, to provide customers with flexible solutions in a wide range of installations.

Contents

Simply Better Connections			I
Company Profile			II
ATEN Video Product Landmarks			IV
The Distinguished Technologies of VanCryst™ Products			VI
Why Choose ATEN VanCryst™ Professional A/V Solutions?			X
Contents			XII
ATEN Control System	1-2	ATEN Controller	VK2100
	1-3	ATEN Configurator	VK6000
	1-4	ATEN Control System App	ATEN Control System App
	1-6	4-Port Serial Expansion Box	VK224
Modular Matrix Solution Series	2-2	16 x 16 Modular Matrix Switch	VM1600
	2-4	4-Port HDBaseT Input Board / 4-Port HDBaseT Output Board	VM7514 / VM8514
	2-6	4-Port HDMI Input Board / 4-Port HDMI Output Board	VM7804 / VM8804
	2-7	4-Port DVI Input Board / 4-Port DVI Output Board	VM7604 / VM8604
	2-8	4-Port 3G-SDI Input Board	VM7404
	2-9	4-Port VGA Input Board	VM7104
Media Matrix Solution Series	3-2	8 x 8 / 16 x 16 Cat 5 A/V Matrix Switch	VM0808T / VM1616T
	3-4	A/V Over Cat 5 Extender	VE300T/R/RQ
	3-5	A/V Over Cat 5 Extender	VE500T/R/RQ
Media Distribution Solution Series	4-2	4/8-Port HDMI Over Single Cat 5 Splitter	VS1814T / VS1818T
	4-4	HDMI HDBaseT-Lite Receiver	VE801R
	4-5	HDMI Over Single Cat 5 Receiver	VE812R
	4-6	4/8-Port HDMI Over Cat 5 Splitter	VS1804T / VS1808T
	4-7	HDMI Repeater	VB802
	4-8	HDMI Receiver	VE800AR
	4-9	4/8-Port Cat 5 Audio/Video Splitter	VS1504 / VS1508
	4-10	VGA Over Cat 5 Repeater + Audio	VB552
	4-11	Audio/Video Receiver	VE200R
	4-12	Video Synchronizer	VE510
	4-14	4/8-Port A/V Over Cat 5 Splitter	VS1204T / VS1208T
	4-16	A/V Over Cat 5 Receiver with Cascade	VE172R
	4-17	A/V Over Cat 5 Receiver	VE170R / VE170RQ
Video Matrix Switches	5-2	4 x 4 / 9 x 9 HDMI HDBaseT-Lite Matrix Switch	VM3404H / VM3909H
	5-4	4 x 4 4K HDMI Matrix Switch with Scaler	VM6404H
	5-5	4 x 4 / 8 x 8 HDMI Matrix Switch with Scaler	VM5404H / VM5808H
	5-6	4 x 4 4K HDMI Matrix Switch	VM0404HA
	5-7	8 x 8 4K HDMI Matrix Switch	VM0808HA
	5-8	4 x 4 HDMI Matrix Switch	VM0404H
	5-9	8 x 8 HDMI Matrix Switch	VM0808H
	5-10	4 x 4 / 8 x 8 DVI Matrix Switch with Scaler	VM5404D / VM5808D
	5-11	4 x 4 Video Matrix Switch with Audio	VM0404
	5-12	8 x 8 Video Matrix Switch + Audio	VM0808
	5-13	2 x 2 Video Matrix Switch	VS0202

Video Switches	6-2	3-Port HDMI Switch	VS381	
	6-3	4-Port HDMI Switch	VS481 _A	
	6-4	4-Port HDMI Switch	VS481 _B	
	6-5	8-Port HDMI Switch	VS0801H	
	6-6	4-Port Dual View HDMI Switch	VS482	
	6-8	2/4-Port DVI Video Switch	VS261 / VS461	
	6-9	2/4-Port VGA Switch with Audio	VS0201 / VS0401	
	6-10	8-Port VGA Switch with Auto Switching	VS0801 _A	
	6-11	2-Port Video Switch	VS201	
	6-12	2/4-Port Video Switch	VS291 / VS491	
	6-13	8-Port Video Switch	VS881	
	Video Splitters	7-2	12-Port DP Video Wall Media Player	VS1912
		7-4	2/4/8-Port HDMI Splitter	VS182 _A / VS184 _A / VS0108 _{HA}
7-5		2/4-Port DVI Dual Link Splitter with Audio	VS172 / VS174	
7-6		2/4-Port DVI Video Splitter	VS162 / VS164	
7-7		6-Port 3G/HD/SD-SDI Splitter	VS146	
7-8		2/4/8-Port VGA Splitter with Audio	VS0102 / VS0104 / VS0108	
7-9		16-Port Video Splitter + Audio	VS0116	
7-10		2/4/8-Port Video Splitter	VS132 _A / VS134 _A / VS138 _A	
7-11		2/4/8-Port Video Splitter	VS92 _A / VS94 _A / VS98 _A	
7-12		2-Port Video Splitter	VS132	
7-13		2-Port Video Splitter	VS102	
7-14		2/4/8-Port Video Splitter	VS82 / VS84 / VS88	
Video Extenders, Video Enhancers		8-3	HDMI HDBaseT-Lite Extender	VE801
		8-3	HDMI HDBaseT-Lite Extender with POH	VE802
	8-4	HDMI HDBaseT-Lite Receiver with Scaler	VE805R	
	8-5	HDMI Over Single Cat 5 Extender	VE812	
	8-6	HDMI HDBaseT Extender with USB	VE813	
	8-7	HDMI Extender over single Cat 5 with Dual Display	VE814	
	8-8	HDMI Active Optical Cable	VE872 / VE873 / VE874 / VE875	
	8-10	HDMI Optical Extender	VE882 / VE892	
	8-11	HDMI Wireless Extender	VE809	
	8-12	5 x 2 HDMI Wireless Extender	VE829	
	8-14	Multicast HDMI Wireless Extender	VE849	
	8-15	HDMI Extender	VE800 _A	
	8-16	HDMI USB Extender	VE803	
	8-17	HDMI Extender with IR Control	VE810	
	8-18	HDMI Over Cat 5 Extender Wall Plate	VE806	
	8-20	DVI HDBaseT-Lite Extender	VE601	
	8-21	Mini Cat 5 DVI Extender	VE066	
	8-22	DVI Extender with Audio	VE600 _A	
	8-23	DVI Dual Link Extender with Audio	VE602	
	8-24	DVI Over Cat 5 Extender Wall Plate	VE606	

| Contents

Video Extenders, Video Enhancers	8-25	VGA Over Cat 5 Extender Wall Plate	VE156	
	8-26	Mini Cat 5 A/V Extender	VE022	
	8-27	Video Extender	VE150A	
	8-28	A/V Over Cat 5 Extender	VE170 / VE170Q	
	8-29	Audio/Video Extender	VE200	
	8-30	DVI Booster	VE560	
	8-31	VGA Booster	VB100	
	8-32	VGA Over Cat 5 Repeater	VE550	
	Video Converter	9-2	HDMI to 3G/HD/SD-SDI Converter	VC840
9-3		HDMI to VGA Converter with Scaler	VC812	
9-4		HDMI to VGA Converter	VC810	
9-5		3G/HD/SD-SDI to HDMI Converter	VC480	
9-6		VGA to HDMI Converter with Scaler	VC182	
9-7		VGA to HDMI Converter with Audio	VC180	
9-8		VGA to DVI Converter	VC160A	
9-9		Mini DisplayPort to VGA / DVI / HDMI Adapter (Active) / DisplayPort to VGA / DVI / HDMI Adapter (Active)	VC981 / VC986	
9-10		DisplayPort to VGA / DVI / HDMI Adapter	VC925 / VC965 / VC985	
9-11		Mini DisplayPort to VGA/DVI/HDMI Adapter	VC920 / VC960 / VC980	
9-12		HDMI Repeater Plus Audio De-embedder	VC880	
9-14		VGA / DVI / HDMI EDID Emulator	VC010 / VC060 / VC080	
9-15		VGA EDID Emulator	2A-130G	
Multi-View KVMP Switch		10-1	Control Center DVI-D KVMP Switch	CM1164
Cables		11-1	Low Skew Cat 5e Cables	2L-2801
	11-2	Shielded Digital Video Extension Cable	2L-2901	
	11-3	More Cables		
Accessories	12-1	LockPro™ – HDMI Cable Lock	2X-EA12	
	12-1	Accessories Table		

Products

From switches and splitters to extenders and converters, ATEN VanCryst™ products provide you with the components to build a multitude of flexible integrated solutions for all video-related applications.

Incorporating all current video interfaces and extensive audio support, ATEN VanCryst™ solutions allow you to seamlessly transition to the highest resolution. ATEN VanCryst™ video products always deliver the ultimate visual experience.

- ATEN Control System
- Modular Matrix Solution Series
- Media Matrix Solution Series
- Media Distribution Solution Series
- Video Matrix Switches
- Video Switches
- Video Splitters
- Video Extenders / Video Enhancers
- Video Converters
- Multi-View KVMP Switch
- Cables

ATEN Control System

The ATEN Control System, incorporating the VK2100 (ATEN Controller), VK224 (4-Port Serial Expansion Box), the VK6000 (ATEN Configurator) and the ATEN Control System App is a standard Ethernet-based management system that connects all hardware devices in a room or large facility to provide centralized control of devices directly and effortlessly via an iPad.

The ATEN Control System can easily deploy into an existing installation and integrate seamlessly with ATEN VanCryst pro-A/V products, A/V equipments, lighting systems, air conditioning, motion sensors, power switches and much more.

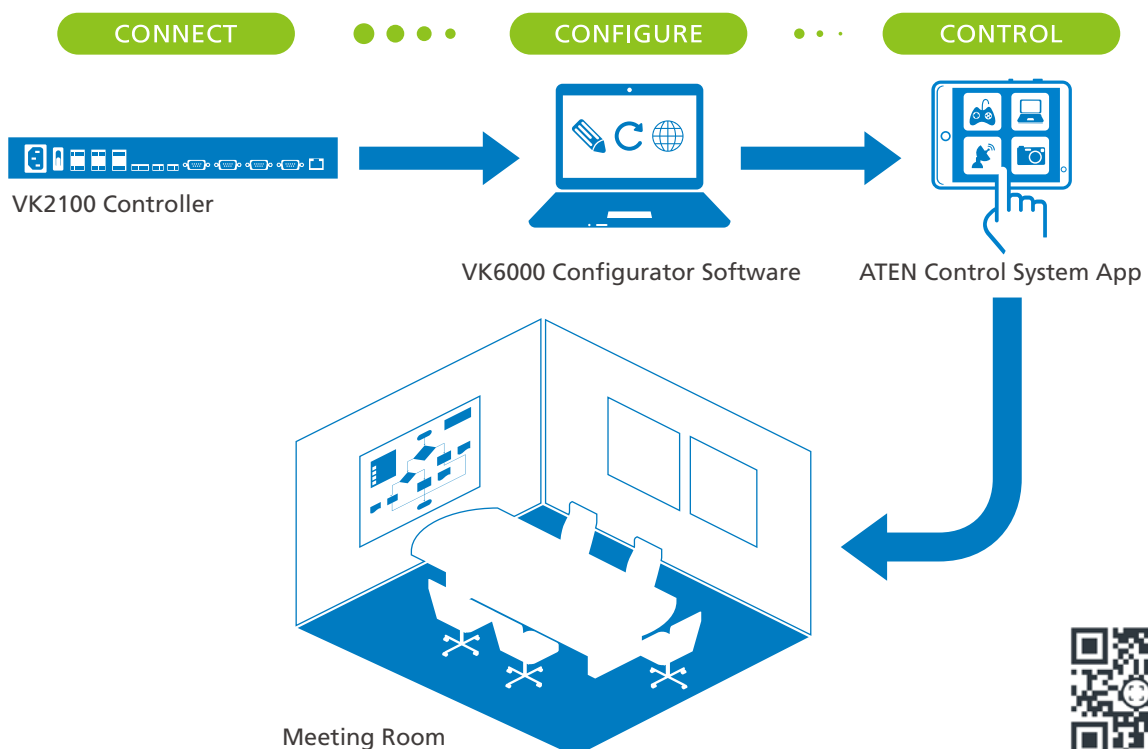


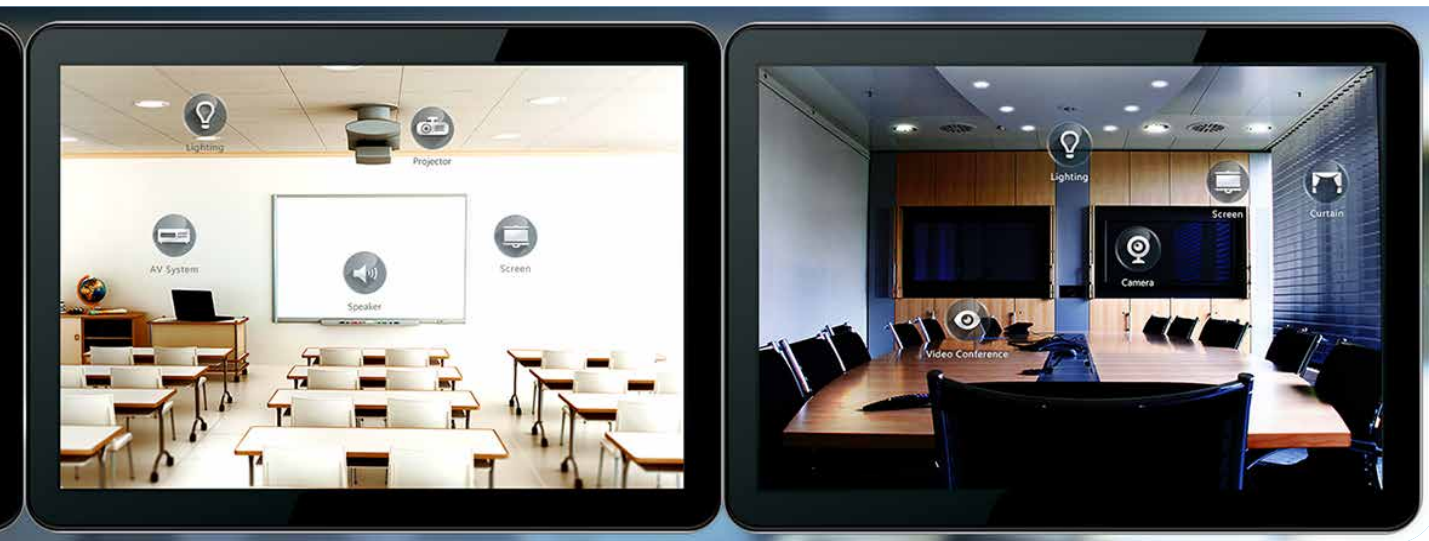
The ATEN Control System is perfectly applicable in meeting rooms, conference centers, boardrooms, classrooms or any room that requires collaboration of a variety of hardware devices through a streamlined management with optimum efficiency and performance.

How to Deploy the ATEN Control System?

No matter how large the room or how complicated the hardware, deploying the ATEN Control System can be completed in 3 easy steps:

- CONNECT all hardware to the VK2100 controller.
- CONFIGURE system settings with the VK6000 software.
- CONTROL the devices via the ATEN Control System App from an iPad.





- **Expandable Device Database**

The ATEN Library is comprised of 10,000+ device drivers and the complete line of ATEN VanCryst product drivers built into the system, making hardware installations as easy as plug-n-play. This extensive library can also grow by adding new devices to the existing database. Expandable and manageable, the ATEN Library is beneficial and efficient in any installation regardless of scope or size.

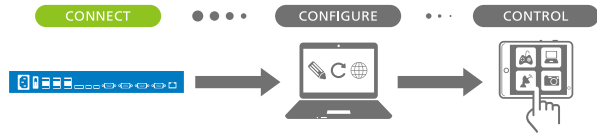
- **Simplified Setup**

Once all the hardware is connected to the VK2100, the ATEN Configurator software will have your installation ready to control in only 4 steps: Create Project > Select Devices > Configure Viewer Profile > Upload Profile. Using the ATEN Control System App's GUI, that is designed by you, control over every room can be customized using simple, pre-defined commands and macros, eliminating the need for intricate coding.

- **Control Mobility**

System control can start with one room and scale into multiple rooms – in the same area or across regions. Toggling between profiles on an iPad facilitates control of different rooms with simple point-n-tap operations. In addition, multiple iPads can be authorized with access to control the same room or multiple rooms, depending on your software license. This framework is beneficial as system control can respond promptly in any room, with mobility and enhanced security.


VK2100 ATEN Controller



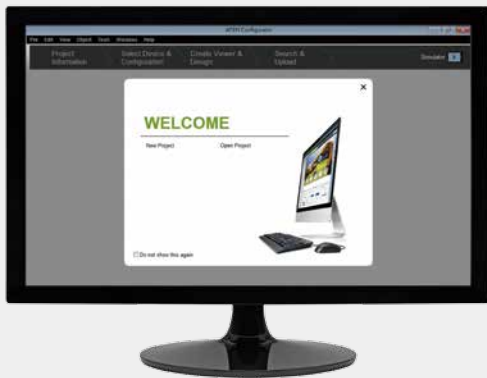
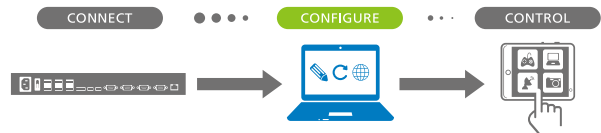
Features

- Supports various connecting interfaces, including:
 - 6 x Serial port
 - 4 x IR / Serial port
 - 4 x Relay channel
 - 4 x I/O channel
 - 1 x Ethernet port
- 1 x USB port for easy profile upload
- IR Learning function for adding IR device drivers
- Easy system settings via the web GUI
- LED indication for hardware status and active messages

LED indication for hardware status and active messages



VK6000 ATEN Configurator



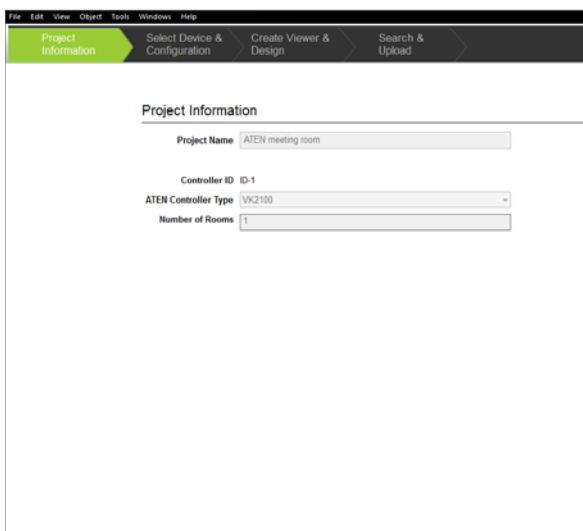
Features

- Simple profile setup in 4 easy configuration steps via intuitive GUI
- Customizable GUI design and control operations
- Built-in Database Generator for device driver setup
- Built-in ATEN Library comprising 10,000+ device drivers and complete ATEN VanCryst product drivers
- Test tool to verify commands in action before uploading the profile to the VK2100
- Simulator to simulate and review the customized GUI before uploading the profile to the VK2100

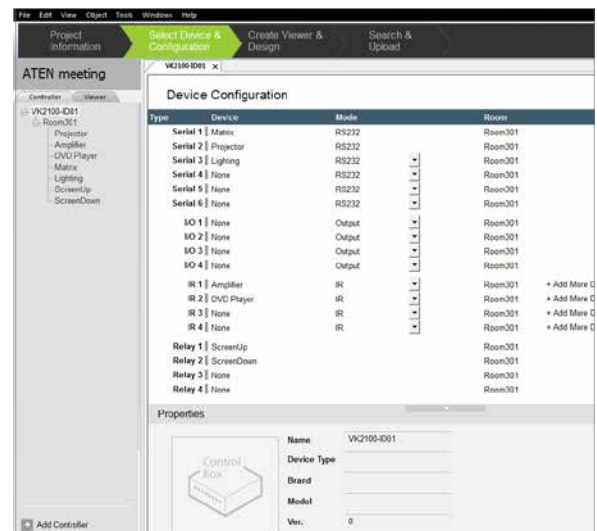
1

ATEN Control System

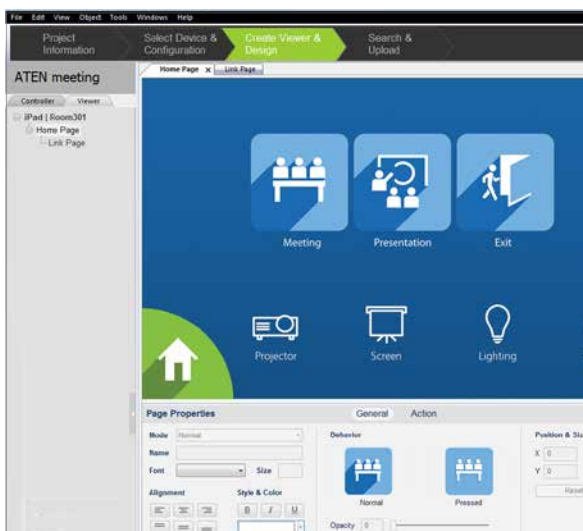
1 Create Project



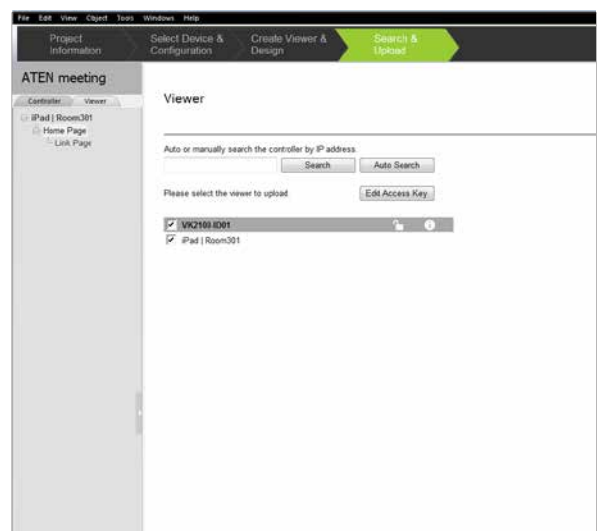
2 Select Device

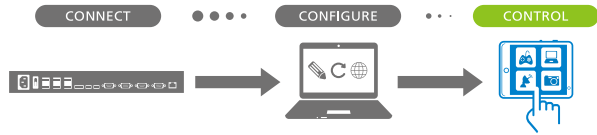


3 Configure Viewer Profile



4 Upload Profile





ATEN Control System App

1

ATEN Control System



Features

- Allows administrators to centrally control multiple rooms via different profiles on a single tablet
- Restricted user access to profiles via password authentication
- Synchronization of system controls amongst multiple tablets



Specifications

Function		VK2100
Interface	Serial	4 x Programmable Bi-directional RS-232/422/485 Ports (4 x DB9 Male Connector, configurable via pin assignments); Baud Rate: 300 to 115200 (default: 9600); Data Bit: 8 (default) or 7; Stop Bit: 1 (default) or 2; Parity: None (default), Even or Odd; Flow Control: None (default) or RTS / CTS
		2 x Bi-directional RS-232 Port (2 x 3-Pole Terminal Block Connector); Baud Rate: 300 to 115200 (default: 9600); Data Bit: 8 (default) or 7; Stop Bit: 1 (default) or 2; Parity: None (default), even or odd
	IR / Serial	4 x Programmable IR / Uni-directional RS-232 Port (2 x 4-Pole Terminal Block Connector); IR: TTL level (0 to 5 V) Carrier Frequency: 10KHz~455KHz; Serial: Uni-directional RS-232 (+ - 5 V) Baud Rate: 300 to 115200 (default: 9600); Data Bit: 8 (default) or 7; Stop Bit: 1 (default) or 2; Parity: None (default), Even or Odd
	I/O	4 x Programmable Digital Input / Output Channel (1 x 5-Pole Terminal Block Connector); Digital Output: 250 mA sink from 12 VDC Digital Input: VDC Mode Input Voltage Range: 0 to 24 VDC; Programmable Range: 1 to 24 VDC; Dry Contact Mode Pull-up 2k ohms to + 12 VDC
	Relay	4 x Relay Channel (2 x 4-Pole Terminal Block Connector); Normally open, isolated Relays; Contact Rating: Max 24 VDC, 2A
	VDC	4 x 12 VDC Output Port (2 x 4-Pole Terminal Block Connector); Power Supply: 12 VDC, 2A Max (shared by 4 ports)
	Ethernet	1 x RJ-45 Female, 10/100Base-T Supported Protocol: ICMP, TCP/IP, DHCP, HTTPS, SSH DHCP-enabled. The following default IP settings will be used if no IP is assigned within 30 seconds: IP: 192.168.0.60 Subnet Mask: 255.255.255.0 Establishes VK2100 connection with the VK6000 (ATEN Configurator) and iPad (ATEN Control System App)
Switch	Controller ID	1 x 16-segment Switch
	Power	1 x On / Off Switch
IR Learning		1 x IR Receiver LED
Reset Button		1 x Semi-recessed Pushbutton
USB		1 x USB Type A
Power	Consumption	40 Watt
	IP Rating	Internal Power: 100-240 VAC, 50-60 Hz
Environment	Operating Temperature	0-50 °C
	Storage Temperature	-20-60 °C
	Humidity	0-80% RH, Non-condensing
Physical Properties	Housing	0-40 °C
	Weight	-20-60 °C
	Dimensions	0-80% RH, Non-Condensing
Physical Properties	Housing	Metal
	Weight	2.64 kg
	Dimensions (L x W x H)	43.72 x 16.32 x 4.40 cm

Included Accessories

	VK2100
Rack Mount Kit	•
Foot Pads	•
CD (ATEN Studio)	•

Optional Accessories

Description	Part No. / Spec.	Page No.
IR Transmitter Cable (1.8 m)	2XRT-0004G	12-1
4-Port Serial Expansion Box	VK224	1-6

VK224 4-Port Serial Expansion Box

Front



Rear



Features

- Provides 4 bi-directional RS-232 / 422 / 485 serial ports for an expansion of ATEN Control System
- Flexible Deployment: Connects to VK2100 controller via Ethernet connection
- Dual Power Supply: DC or Power over Ethernet (PoE)
- Firmware upgradable through USB or Web interface

Specifications

Function		VK224
Interface	Serial	4 x Programmable Bi-directional RS-232 / 422 / 485 Port (4 x DB9 Male Connector, configurable via pin assignments); Baud rate: 300 to 115200 (default:9600) Data bit: 8 (default) or 7 Stop bit: 1 (default) or 2 Parity: None (default) or even, odd Flow Control: None (default) or RTS/CTS
	Ethernet	1 x RJ45 Female, 10/100 Base-T Supported Protocol: ICMP, TCP/IP, DHCP, HTTPS, SSH DHCP-enabled. The following default IP settings will be used if no IP is assigned within 30 seconds: IP: 192.168.0.60 Subnet Mask: 255.255.255.0
Switch	Controller ID	1 x 16-segment Switch
	Expansion Box	1 x 8-segment switch
Reset Button		1 x Semi-recessed Pushbutton
USB		1 x USB Type A
Power	Connectors	1 x DC Jack
	Consumption	TBD
Environment	Operating Temperature	0–50 °C
	Storage Temperature	–20–60 °C
	Humidity	0-80% RH, Non-condensing
Physical Properties	Housing	0–40 °C
	Weight	–20–60 °C
	Dimensions	0–80% RH, Non-Condensing
Physical Properties	Housing	Metal
	Weight	0.46 kg
	Dimensions (L x W x H)	13.00 x 7.61 x 4.40 cm

Included Accessories

	VK224
Power Adaptor	•
Mounting Kit	•



Modular Matrix Solution Series

- VM1600 - Modular Matrix Switch
- VM7514 / VM8514 - HDBaseT Input / Output Board
- VM7104 - VGA Input Board
- VM7804 / VM8804 - HDMI Input / Output Board
- VM7604 / VM8604 - DVI Input / Output Board
- VM7404 - 3G-SDI Input Board

The ATEN VanCryst™ Modular Matrix Solution is a solution that incorporates the VM1600 16 x16 Modular Matrix Switch with modular input and output boards, that include the VM7514 / VM8514 HDMI HDBaseT I/O Boards, VM7804 / VM8804 HDMI I/O Boards, VM7604 / VM8604 DVI I/O Boards, VM7104 VGA Input Board and VM7404 3G-SDI Input Board. The VE805R HDMI HDBaseT-Lite Receiver with Scaler, is an optional component that is recommended for use with the VM8514 to perform Seamless Switch and video wall functions. The VM1600 routes and distributes audio and video signals with several convenient ways to access and control the connections: locally using the front-panel pushbuttons or RS-232 / RS-485 / RS-422 serial ports, and remotely over a network using the browser-based interface.



With a built-in scaler, the VM1600 can integrate different video input and output interfaces and encodes the various formats to provide seamless and real-time switching while ensuring stable signal transmission. Broadening the A/V system in one chassis, the VM1600 is easily expandable and accommodates up to 8 hot-swappable I/O boards. The ATEN VanCryst™ Modular Matrix Solution is ideal for use in conferences, training rooms, trade shows, security or any applications requiring large-scale A/V setups.

Combination	Matrix Switch	VM1600				
	Input Board	VM7514	VM7804	VM7604	VM7104	VM7404
	Output Board	VM8514	VM8804	VM8604		
Interface	HDBaseT (RJ-45)	HDMI	DVI	VGA	3G-SDI	
Max Video Resolution	4K@60 Hz (4:2:0); 4K@30 Hz (4:4:4)***	1920 x 1080	1920 x 1200	1920 x 1200	SD: 625i (PAL) / 525i (NTSC) HD / 3G: Up to 1920 x 1080	
Max Distance	100 m***	15 m	5 m	1.8m	SD: 300 m HD: 150 m 3G: 90 m	
Audio	•	•*	•	•	•	
Scaler Support	VM8514 + VE805R**	VM8804	VM8604	N/A	N/A	
Seamless Switch	VM8514 + VE805R**	VM8804	VM8604	N/A	N/A	
Video Wall	VM8514 + VE805R**	VM8804	VM8604	N/A	N/A	

Note : * HDMI audio signals can be extracted into stereo audio. Stereo audio can be embedded into HDMI audio.

** For the VM8514, the Seamless Switch™, scaler and video wall functions are only available when used with the VE805R.

*** Supported resolution and distance may vary depending on which HDBaseT extender is used.



- **Smooth and Seamless Viewing Experience**

Certain output boards and receivers feature a seamless engine implemented at each output port to perform continuous video streams, real-time switching and stable signal transmissions. It is capable of high-speed switching between input and output ports – supporting TMDS high transfer rates of up to 4K@ 60Hz to minimize latency.

- **Perfect Video-Wall Integration with Scaler**

The VM1600 is equipped with video wall and scaler functionalities that ensure all input sources are processed. The scaler also guarantees that all video content is delivered across all screens with no delays or signal loss. The video wall functionality allows you to customize display layouts using the intuitive web GUI which has won the Red Dot Interface Design award. Through a profile setup multiple screens can be configured to form one large display in various physical layouts, to see "what you want, how you want it".

- **Modular Matrix Design and Flexible I/O Routing**

The Modular Matrix Switch solution, encompassing hot-pluggable I/O boards, allows video sources of any interface type to be routed independently to target destination displays of any interface, making it easy and flexible to cross play video in any matrix. The VM1600 offers several access and control options – including front-panel pushbuttons, RS-232 / RS-485 / RS-422 serial connectivity, and a browser based web interface.

- **Hot-pluggable Modular Fan and Redundant Power**

Overheating slows down device performance significantly and can result in equipment breaking down mid-operation. The VM1600 is equipped with a hot-pluggable fan module to ensure that a cooling system is always in place and working, as well as two power slots that can connect to two different power supplies. When the primary power shuts down, the secondary power supply can automatically take over.

- **HDBaseT™ Technology**

HDBaseT™ is a connectivity standard for home and commercial distribution of uncompressed HD multimedia content. The cornerstone of HDBaseT™ technology is that it combines uncompressed Ultra HD video, audio, 100Mb Ethernet, power over cable and control signals through a single Cat 5e/6a cable. HDBaseT™ is optimized for professional AV installations and provides a simple and cost-effective solution for transmitting Ultra HD signals up to 100 meters. ATEN's HDBaseT products are compatible with HDBaseT-certified projectors or displays manufactured by EPSON, NEC, Panasonic, Sony and many more.

- **Audio Separation**

The VM1600 provides the capability to separate audio signals from their corresponding video signals, including both HDMI-extracted audio and embedded stereo audio. This allows the audio and video signals from one source device to be switched and sent out to different destinations.

Note: 1.The features highlighted above are not available in all products. Please refer to each product page for more details.

2.Product information is subject to change without prior notice.

VM1600 16 x 16 Modular Matrix Switch



reddot award 2015
winner interface design



Scaler

Seamless Switch

Video Wall

RS-232/485/422 Control

EDID

FPGA Design

(Depends on which I/O boards and receiver are used)

Front



Rear



*The I/O boards need to be purchased separately.

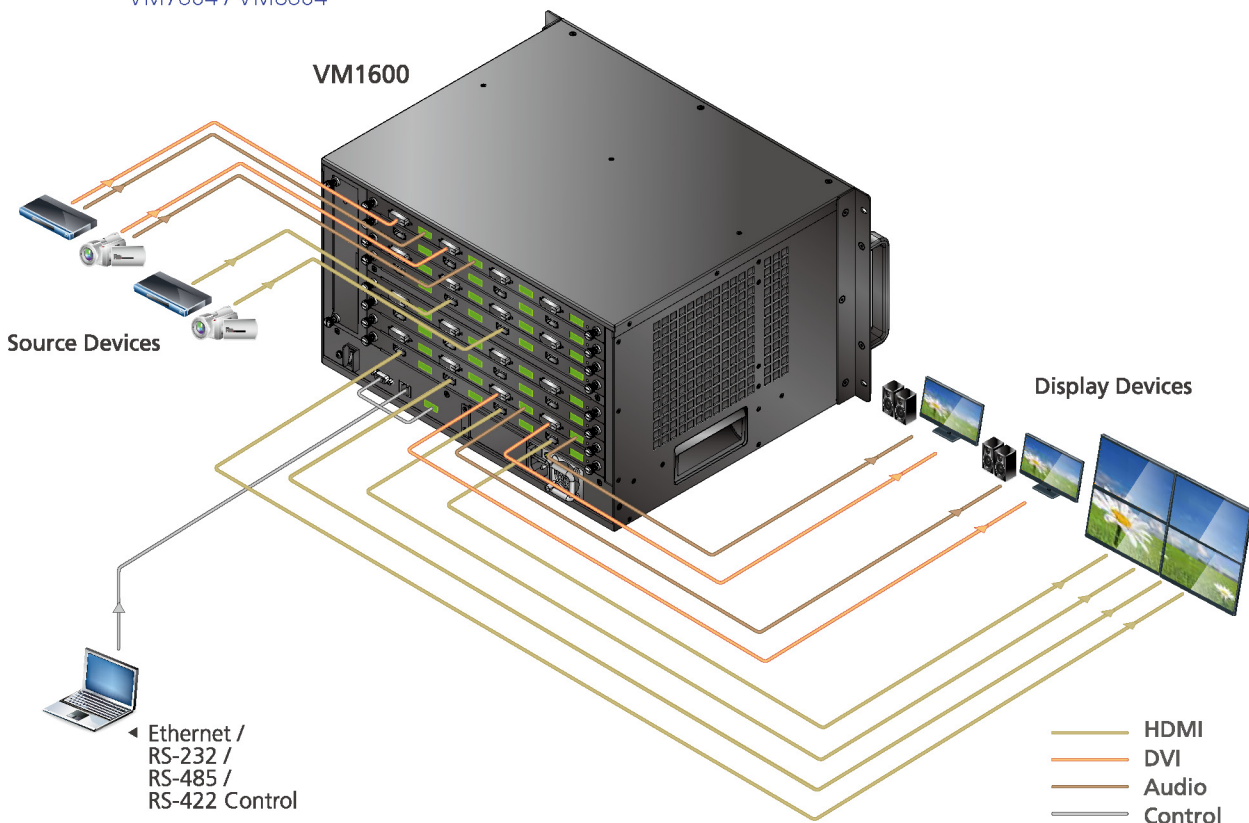


Features

- 16 x 16 I/O connections via 4 x 4 I/O modular matrix board slots
- Supports redundant power module to prevent power outages
- Multiple Control Methods – system management via front-panel pushbuttons, RS-232 / RS-485 and Ethernet connections
- **Scaler** – features a video scaling function to integrate a video wall seamlessly with various output video formats*
- **Seamless Switch™** – features close-to-zero second switching that provides continuous video streams, real-time switching and stable signal transmissions*
- **Video Wall** – allows you to create custom video wall layouts via intuitive web GUI*
- **EDID Expert™** – selects configures optimum EDID settings for smooth power-up, high-quality display and use of the best resolution across different screens
- Firmware upgradeable via web
- Rack-mountable

Note: *The availability of these features depends on which I/O board is inserted.

Setup > VM1600 + VM7804 / VM8804 + VM7604 / VM8604



Specifications

Function		VM1600
Board Input		4 x Slot
Board Output		4 x Slot
Control	RS-232	Connector: 1 x DB-9 Female (Black) Serial Control Pin Configurations: Pin2 = Tx, Pin 3=Rx, Pin 5= Gnd Baud Rate and Protocol: Baud Rate: 19200, Data Bits:8, Stop Bits:1, Parity: No, Flow Control: No
	RS-485 / RS-422	Connector: 1 x Captive Screw Connector, 5 Pole
	Ethernet	Connector: 1 x RJ-45 Female
EDID Settings		EDID Mode: Default / Port1 / Remix / Customized (See page VIII for definition of each EDID mode)
Power	Connectors	1 x 3-Prong AC Socket
	I/P Rating	100-240 VAC; 47-63Hz; 4-8A
	Consumption	120 VAC, 180W; 230 VAC, 172W *A redundant power supply is optional.
Environmental	Operating Temperature	0–40 °C
	Storage Temperature	-20–60 °C
	Humidity	0–80% RH, Non-Condensing
Physical Properties	Housing	Metal
	Weight	17.00 kg (chassis only)
	Dimensions (L x W x H)	48.22 x 39.9 x 26.59 cm
Carton Lot		1 pc

Required I/O Board

Description	Part No. / Spec.	Page No.
HDBaseT Input / Output Board	VM7514 / VM8514	2-4
HDMI Input / Output Board	VM7804 / VM8804	2-6
DVI Input / Output Board	VM7604 / VM8604	2-7
VGA Input Board	VM7104	2-9
3G-SDI Input Board	VM7404	2-8

Included Accessories

	VM1600
Power Cord	•
Terminal Block	•
Fan Module	•
Power Module	•

Rack Mount Kits (Optional)

Easy Installation Rack Mount Kit	Rack Depth
2X-026G (Short)	42-70 cm
2X-027G (Long)	68-105 cm

2X-026G (Short)



2X-027G (Long)



Optional Accessories

Video Matrix Power Module	VM-PWR400
Input voltage	100 – 240 VAC
Power Consumption	Max. Load 378W
Operating Temperature	0 - 40 °C

VM-PWR400



Video Matrix Fan Module	VM-FAN60
Airflow	60 cfm
Operating Voltage	10.8 - 13.8 VDC
Operating Temperature	-10 - 70 °C

VM-FAN60



VM7514 4-Port HDBaseT Input Board

VM8514 4-Port HDBaseT Output Board



(VM7514) (VM8514) (Depends on which receiver is used)

VM7514



VM8514



Features

- Compatible with the VM1600; mix and match with modular I/O boards of any type for optimum flexibility
- Bi-directional RS-232 channel transmits signals over Cat 5e cable to control a display or other device
- **HDBaseT Connectivity** – extends 4 HDBaseT connections over a long distance via single Cat 5e/6a cable
- **HDBaseT Anti-jamming** – resists signal interference during high-quality video transmissions using HDBaseT technology
- **Seamless Switch™** – features close-to-zero second switching that provides continuous video streams, real-time switching and stable signal transmissions (VM8514)*
- **Video Wall** – allows you to create custom video wall layouts via intuitive web GUI (VM8514)*
- **Bi-directional IR channel** for IR signal control; full range IR transmission (30~60 KHz) is processed one direction at a time

Note: *For the VM8514, the Seamless Switch™ and video wall functions are only available when used with the VE805R.

Specifications

Function		VM7514 / VM8514
Video Input	Interface	VM7514: 4 x RJ-45 Female (Silver)
	Impedance	100 Ω
Video Output	Interface	VM8514: 4 x RJ-45 Female (Silver)
	Impedance	100 Ω
Video	Max. Data Rate	10.2 Gbps (3.4 Gbps Per Lane)
	Max. Pixel Clock	340 MHz
	Compliance	HDCP 1.4 Compatible Consumer Electronics Control (CEC) HDBaseT Compatible
	Max. Resolution	Up to 4K@60 Hz (4:2:0); 4K@30Hz (4:4:4)
	Max. Distance	Up to 100 m (Cat 6a)
Control	RS-232 Channel	Connectors: 4 x Captive Screw Connector, 3 Pole Channel Bypass
	IR Channel	4 x Mini Stereo Jack Female (Black); 30~60 KHz full range transmission
Power	Consumption	VM7514: 24.5W; VM8514: 12.2W
Environmental	Operating Temperature	0–40 °C
	Storage Temperature	-20–60 °C
	Humidity	0–80% RH, Non-Condensing
Physical Properties	Housing	Metal
	Weight	VM7514: 0.64 kg; VM8514: 0.62 kg
	Dimensions (L x W x H)	35.20 x 23.70 x 2.25 cm
Carton Lot		2 pcs

Note: We strongly recommend that you use ATEN or HDBaseT certified Cat 5e / 6 / 6a cable for best product performance.

Included Accessories

	VM7514 / VM8514
Terminal Block	4
IR Transmitter	•
IR Receiver	•

Optional Accessories

Description	Part No. / Spec.	Page No.
Low Skew Cable	2L-2801	11-1
Shielded Digital Video Extension Cable	2L-2901	11-2
Cat 6 Cable*	2L-4101-GR (1 m)	11-3
HDBaseT Receiver	VE805R*, VE812R, VE814R, VE801R, VE802R, VE601R	8-4, 8-5, 8-7 8-3, 8-3, 8-20
HDBaseT Transmitter	VE812T, VE801T, VE814R, VE802T, VE601T	8-5, 8-3, 8-7 8-3, 8-20

* Cables with different lengths are available, please refer to 11-3.

VM7514 Compatible Table

Compatible Transmitter	Max. Distance	IR	RS-232 Channel	4K	POH
VE801T	70m**	N/A	N/A	•	N/A
VE802T	70m**	•	•	•	N/A
VE812T	100m	N/A	N/A	•	N/A
VE814T	100m	N/A***	•	•	N/A
VE601T (DVI)	70m**	N/A	N/A	N/A	N/A

VM8514 Compatible Table

Compatible Receiver	Max. Distance	IR	RS-232 Channel	4K	Seamless Switch™	Video Wall	POH
VE801R	70m**	N/A	N/A	•	N/A	N/A	N/A
VE802R	70m**	•	•	•	N/A	N/A	N/A
VE805R (with Scaler)	70m**	•	•	N/A	•	•	N/A
VE812R	100m	N/A	N/A	•	N/A	N/A	N/A
VE814R	100m	N/A***	•	•	N/A	N/A	N/A
VE601R (DVI)	70m**	N/A	N/A	N/A	N/A	N/A	N/A

**Cat 6a Ethernet cable is required to extend the distance up to 70 meters.

*** VE814 extender's IR channel is not compatible with VM7514 / VM8514.

VM7804 4-Port HDMI Input Board VM8804 4-Port HDMI Output Board



(VM7804)



(VM8804)



(VM8804)



(VM8804)



(VM8804)



VM7804



VM8804



Features

- 4 x 4 HDMI I/O connections
- Compatible with the VM1600; mix and match with modular I/O boards of any type for optimum flexibility
- HDMI audio signals can be extracted into stereo audio and stereo audio signals can be embedded into HDMI audio for playback
- **Scaler** – features a video scaling function to integrate a video wall seamlessly with various output video formats (VM8804)
- **Seamless Switch™** – features close-to-zero second switching that provides continuous video streams, real-time switching and stable signal transmissions (VM8804)*
- **Video Wall** – allows you to create custom video wall layouts via intuitive web GUI (VM8804)

Note: *If Seamless Switch™ is enabled, the video output will not display 3D, Deep Color or interlace (i.e., 1080i) features. To use these features, you must disable Seamless Switching™.

Specifications

Function		VM7804 / VM8804
Video Input	Interface	VM7804: 4 x HDMI Type A Female (Black)
	Impedance	100 Ω
Video Output	Interface	VM8804: 4 x HDMI Type A Female (Black)
	Impedance	100 Ω
Video	Max. Data Rate	6.75 Gbps (2.25 Gbps Per Lane)
	Max. Pixel Clock	225 MHz
	Compliance	HDMI (3D, Deep Color) HDCP 1.4 Compatible Consumer Electronics Control (CEC)
	Max. Resolution	Up to 1920 x 1080
	Max. Distance	15 m
Audio	Input	VM7804: 4 x Captive Screw Connector, 5 Pole *Audio signal type: stereo, balanced/unbalanced.
	Output	VM8804: 4 x Captive Screw Connector, 5 pole * Audio signal type: stereo, balanced/unbalanced.
Power	Consumption	VM7804: 7W; VM8804: 23.13W
Environmental	Operating Temperature	0–40 °C
	Storage Temperature	-20–60 °C
	Humidity	0–80% RH, Non-Condensing
Physical Properties	Housing	Metal
	Weight	0.58 kg
	Dimensions (L x W x H)	35.20 x 23.80 x 2.28 cm
Carton Lot		2 pcs

Included Accessories

	VM7804 / VM8804
Terminal Block	4

Optional Accessories

Description	Part No. / Spec.	Page No.
HDMI Cable*	2L-7D02H-1 (2 m)	11-3
LockPro™ (HDMI Cable Lock)	2X-EA12	12-1

* Cables with different lengths are available, please refer to 11-3.

VM7604 4-Port DVI Input Board

VM8604 4-Port DVI Output Board



VM7604



VM8604



Features

- 4 x 4 DVI I/O connections
- Compatible with the VM1600; mix and match with modular I/O boards of any type for optimum flexibility
- **Scaler** – features a video scaling function to integrate a video wall seamlessly with various output video formats (VM8604)
- **Seamless Switch™** – features close-to-zero second switching that provides continuous video streams, real-time switching and stable signal transmissions (VM8604)
- **Video Wall** – allows you to create custom video wall layouts via intuitive web GUI (VM8604)

Specifications

Function		VM7604 / VM8604
Video Input	Interface	VM7604: 4 x DVI-D Female (White)
	Impedance	100 Ω
Video Output	Interface	VM8604: 4 x DVI-D Female (White)
	Impedance	100 Ω
Video	Max. Data Rate	6.75 Gbps (2.25 Gbps Per Lane)
	Max. Pixel Clock	225 MHz
	Compliance	HDCP 1.4 Compatible
	Max. Resolution	Up to 1920 x 1200
	Max. Distance	5 m
Audio	Input	VM7604: 4 x Captive Screw Connector, 5 Pole *Audio signal type: stereo, balanced/unbalanced.
	Output	VM8604: 4 x Captive Screw Connector, 5 Pole *Audio signal type: stereo, balanced / unbalanced.
Power	Consumption	VM7604: 10.62W; VM8604: 20.10W
Environmental	Operating Temperature	0–40 °C
	Storage Temperature	-20–60 °C
	Humidity	0–80% RH, Non-Condensing
Physical Properties	Housing	Metal
	Weight	0.55 kg
	Dimensions (L x W x H)	35.20 x 23.80 x 2.28 cm
Carton Lot		2 pcs

Included Accessories

	VM7604 / VM8604
Terminal Block	4

Optional Accessories

Description	Part No. / Spec.	Page No.
DVI-D Cable*	2L-7D03DD (3 m)	11-3

* Cables with different lengths are available, please refer to 11-3.

VM7404 4-Port 3G-SDI Input Board



Features

- Connect up to 4 SDI inputs
- Support SD-SDI, HD-SDI and 3G-SDI formats
- Compatible with the VM1600; mix and match with modular I/O boards of any type for optimum flexibility

Note: When used with output boards with scaler, Seamless Switch™, scaler and video wall functions can be activated.

2

Modular Matrix Solution Series

Specifications

Function		VM7404
Video Input	Interface	4 x BNC Female (Blue)
	Impedance	75 Ω
Video	Max. Bandwidth	TBD
	Max. Resolutions	SD: 625i (PAL) / 525i (NTSC) HD / 3G: Up to 1920 x 1080
	Max. Distance	SD: 300 m HD: 150 m 3G: 90 m
Audio	Input	4 x Captive Screw Connectors, 5 pole <small>*Audio signal type: stereo, lanced/unbalanced.</small>
Power	Connector	1 x DC Jack (Black)
	Consumption	TBD
Environmental	Operating Temperature	0–40 °C
	Storage Temperature	-20–60 °C
	Humidity	0–80% RH, Non-Condensing
Physical Properties	Housing	Metal
	Weight	0.6 kg
	Dimensions (L x W x H)	35.20 x 24.28 x 2.28 cm
Carton Lot		2 pcs

Included Accessories

	VM7404
Terminal Block	4

VM7104 4-Port VGA Input Board



Features

- Connects up to 4 VGA inputs
- Supports RGBHV / RGBS / YPbPr / YCbCr input signals
- Compatible with the VM1600; mix and match with modular I/O boards of any type for optimum flexibility

Specifications

Function		VM7104
Video Input	Interface	4 x HDB-15 Female (Blue)
	Impedance	75 Ω
Video	Max. Bandwidth	300 MHz
	Max. Resolutions	Up to 1920 x 1200
	Max. Distance	1.8 m
Audio	Input	4 x Captive Screw Connector, 5 Pole *Audio signal type: stereo, balanced/unbalanced.
Power	Consumption	7.1W
Environmental	Operating Temperature	0–40 °C
	Storage Temperature	-20–60 °C
	Humidity	0–80% RH, Non-Condensing
Physical Properties	Housing	Metal
	Weight	0.56 kg
	Dimensions (L x W x H)	35.20 x 23.80 x 2.28 cm
Carton Lot		2 pcs

Included Accessories

	VM7104
Terminal Block	4

Media Matrix Solution Series

The ATEN VanCryst™ Media Matrix Solution is a professional A/V solution that incorporates a Cat 5 A/V Matrix Switch (VM0808T or VM1616T) and A/V over Cat 5 Extenders (VE500 or VE300). The VM0808T / VM1616T is a Matrix Switch that routes and distributes audio, video and RS-232 signals over distances of up to 300 m with a 1280x1024 video resolution. The VM0808T / VM1616T can receive data from up to 8+1 / 16 audio/video sources and transmit data to up to 8+1 / 16+1 audio/video displays. The VM0808T / VM1616T offers several convenient ways to access and control the source devices: locally with front panel pushbuttons or a RS-232 / RS-485 / RS-422 serial port, and remotely over a LAN via browser-based web GUI.



The Media Matrix Solution is an ideal solution where long runs to A/V output locations are required and when versatility and security are essential. The VM0808T / VM1616T is designed for deployment in environments that involve routing video signals, such as those found in casinos, transportation and logistics centers, traffic control centers, port security facilities and industrial settings. The ATEN VanCryst™ Media Matrix Solution is the A/V designer's first choice for efficient and economical audio and video signal routing.

Combination	Switch	VM0808T				VM1616T			
	Transmitter	VE300T	VE500T	VE300T	VE500T	VE300T	VE500T	VE300T	VE500T
	Receiver	VE300R	VE500R	VE300RQ	VE500RQ	VE300R	VE500R	VE300RQ	VE500RQ
Maximum Distance		200 m		300 m		200 m		300 m	
Stereo Audio		•	•	•	•	•	•	•	•
Balanced Audio		N/A	•	N/A	•	N/A	•	N/A	•
Deskew Function		N/A	N/A	•	•	N/A	N/A	•	•
Serial RS-232 Support		N/A	•	N/A	•	N/A	•	N/A	•
A/V Input		8+1	8+1	8+1	8+1	16	16	16	16
A/V Output		8+1	8+1	8+1	8+1	16+1	16+1	16+1	16+1
Configuration Methods	Front-Panel Configuration: - Pushbuttons + LCD Display System Operation: - Serial Controllers (RS-232/RS-485/RS-422) - Browser-based GUI - Telnet								



- **Easy Configuration and Control**

The Media Matrix Solutions make managing your equipment easy and convenient by offering several access and control options – including front panel pushbuttons, RS-232 / RS-485 / RS-422 serial connectivity, and a browser-based web interface.

- **Boost Management Efficiency**

Our Media Matrix switches support IP connectivity which increases management efficiency and flexibility. Operators are no longer tied to the device. Now, they can log in remotely over a standard TCP/IP connection from just about anywhere.

- **Convenient Local Management**

Local A/V ports on the switch's back panel permit connecting directly to any device in its vicinity, eliminating the need for transmitters or receivers. Convenient monitoring at the local site is provided by support for an extra local display – allowing administrators to easily view the video output of each source device.

- **Independent Routing**

The switch's audio and video sources can be routed independently to their target destinations. The audio output of one source can be sent to one destination, while its video output can be sent to a different one – providing unsurpassed control of the installation's media output.

- **Serial Connectivity**

Media Matrix switches incorporate a bi-directional RS-232 serial port that provides the ability to integrate serial connectivity devices – such as barcode scanners, POS terminals, kiosk touch screens, etc. – as part of the installation.

- **Exceptional Video Over A Long Distance**

ATEN's patented Deskew technology automatically synchronizes the time delay of RGB signals and corrects the color phase and timing errors that occur over large distances, allowing you to transmit HD video signals over distances of up to 300 meters without sacrificing video quality. The result is clear, sharp video at all supported distances.

- **Flexible Deployment**

Use of RJ-45 connectors and Cat 5e cable to connect the transmitters and receivers means your devices can be deployed in the most convenient locations for viewing and listening – up to 300 m from the switch.

- **Superior Balanced Audio Quality**

The balanced audio connector consists of three wires – two carrying the signal and one shield/ground conductor. It uses XLR connectors or 1/4" TRS jacks for the connection and provides the highest quality balanced audio.

Note: 1. The features highlighted above are not available in all products. Please refer to each product page for more details.

2. Product information is subject to change without prior notice.

VM0808T 8 x 8 Cat 5 A/V Matrix Switch
VM1616T 16 x 16 Cat 5 A/V Matrix Switch

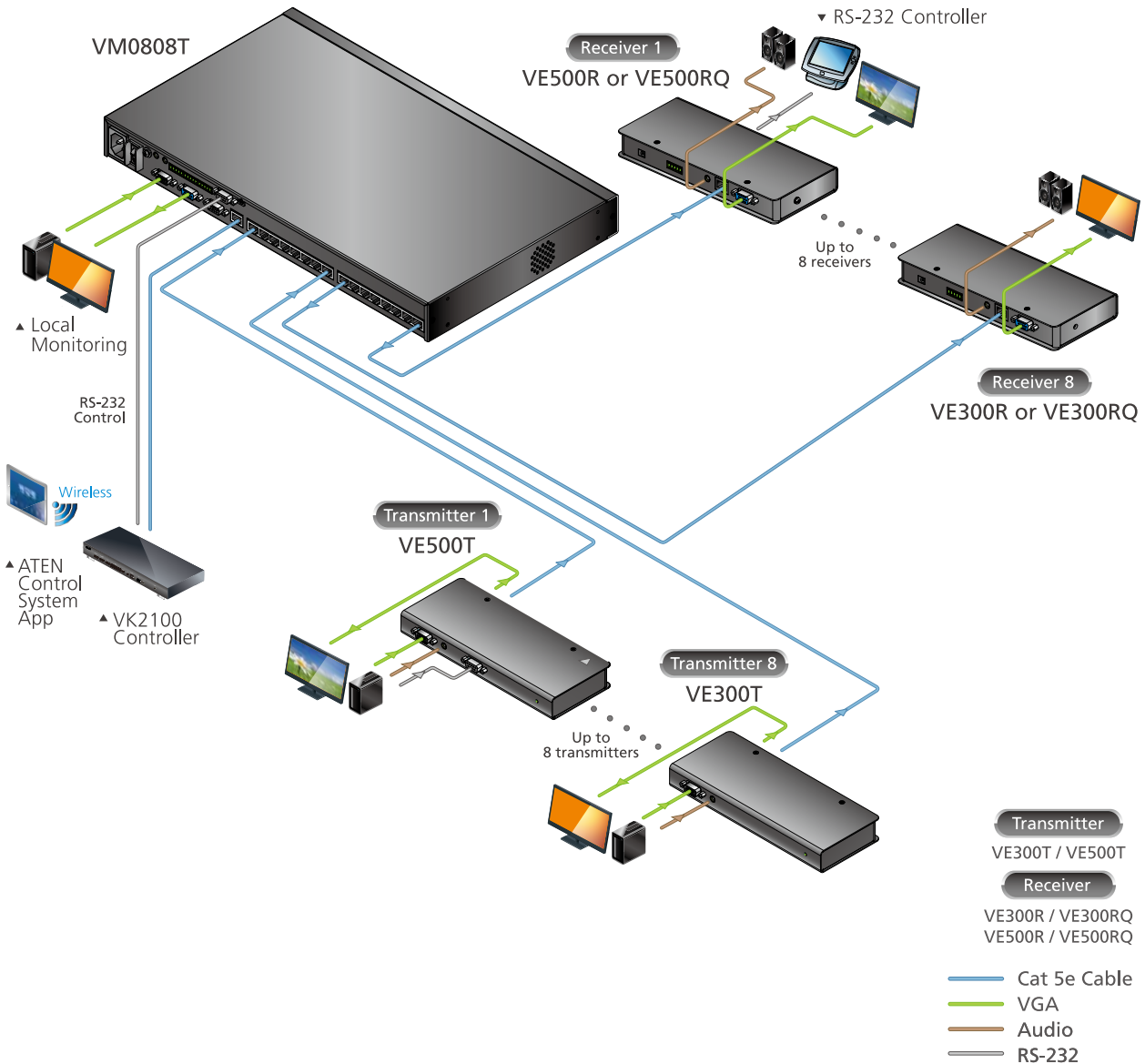


Features

- 8 x 8 or 16 x 16 VGA I/O connections
- Local VGA ports to connect with an extra input and output device (VM0808T)
- Multiple Control Methods – system management via front-panel pushbuttons, RS-232, RS-485 and Ethernet connections
- Automatic and adjustable A/V quality
- **Independent A/V switching** – any audio source can be sent to one destination while its video source is sent to a different one
- Firmware upgradable
- Rack-mountable



Setup > VM0808T + VE300 + VE500



Specifications

Function		VM0808T / VM1616T
Video Input	Interface	8 x RJ-45 Female (VM0808T) 16 x RJ-45 Female (VM1616T)
	Impedance	100 Ω
Video Output	Interface	8 x RJ-45 Female (VM0808T) 16 x RJ-45 Female (VM1616T)
	Impedance	100 Ω
Video	Max. Bandwidth	500 MHz
	Max. Resolutions	Up to 1920 x 1200 (Depends on connected receiver)
	Max. Distance	Up to 300 m (Depends on connected receiver) *The maximum transmission distance between the transmitter and the receiver is 300 m.
Audio	Input (VM0808T)	Balanced: 1 x Captive Screw Connector, 5 Pole Stereo: 1 x Mini Stereo Jack Female (Green)
	Output	Balanced: 1 x Captive Screw Connector, 5 Pole Stereo: 1 x Mini Stereo Jack Female (Green)
Control	RS-232	Connector: 1 x DB-9 Female (Black); 1 x DB-9 Male (Black) Serial Control Pin Configurations: Male: Pin2 = Rx, Pin 3 = Tx, Pin 5 = Gnd Female: Pin2 = Tx, Pin 3 = Rx, Pin 5 = Gnd Baud Rate and Protocol: Baud Rate: 19200, Data Bits: 8, Stop Bits: 1, Parity: No, Flow Control: No
	RS-485 / RS-422	Connector: 1 x Captive Screw Connector, 5 Pole
	Ethernet	1 x RJ-45 Female
Power	Connector	1 x 3-prong AC socket
	I/P Rating	100-240 VAC~:50-60 Hz; 1.0A
	Consumption	VM0808T: 110 VAC, 16W; 220 VAC, 17W VM1616T: 120 VAC, 34W; 230 VAC, 35W
Environmental	Operating Temperature	0–50 °C
	Storage Temperature	-20–60°C
	Humidity	0–80% RH, Non-Condensing
Physical Properties	Housing	Metal
	Weight	VM0808T: 3.50 kg VM1616T: 3.63 kg
	Dimensions (L x W x H)	VM0808T: 43.20 x 25.30 x 4.40 cm VM1616T: 43.24 x 27.12 x 4.40 cm
Carton Lot		1 pc

Required Accessories

Description	Part No. / Spec.	Page No.
A/V Over Cat 5 Extender	VE300 / VE500	3-4 / 3-5

Optional Accessories

Description	Part No. / Spec.	Page No.
Low Skew Cable	2L-2801	11-1
Shielded Digital Video Extension Cable	2L-2901	11-2
Cat 6 Cable*	2L-4101-GR (1 m)	11-3

* Cables with different lengths are available, please refer to 11-3.

Included Accessories

	VM0808T / VM1616T
Power Cord	•
Mounting Kit	•
Terminal Blocks	3 (VM0808T); 2 (VM1616T)

VE300T / VE300R / VE300RQ A/V Over Cat 5 Transmitter / Receiver

300 m

PRO



(VE300RQ) (VE300R, VE300RQ)

Front



VE300R
VE300RQ
VE300T



Rear



Features

- Extends an A/V input or output via a Cat 5e cable
- Supports one local and one remote display
- Supports wide screen formats
- **RGB Deskew** (VE300RQ) – automatically synchronizes the time delay of RGB signals to compensate for distance
- **Adjustable Gain Control** – signal strength can be manually adjusted in Video Gain or Video Compensation modes via OSD for optimum display quality
- Rack-mountable

Specifications

Function		VE300
Video Input	Interface	VE300T: 1 x HDB-15 Male (Blue)
	Impedance	75 Ω
	Max. Distance	1.8 m
Video Output	Interface	1 x HDB-15 Female (Blue)
	Impedance	75 Ω
Video	Max. Bandwidth	300 MHz
	Max. Resolutions / Distance	VE300RQ: 1920 x 1200@150m 1280 x 1024@300m VE300R: 1920 x 1200@30m 1280 x 1024@200m
Audio	Input (VE300T)	1 x Mini Stereo Jack Female (Green)
	Output	Stereo: 1 x Mini Stereo Jack Female (Green)
Unit to Unit		RJ-45 Female, Cat 5e / 6Cable
Power	Connector	1 x DC Jack (Black)
	Consumption	VE300T: 5.3 VDC, 2.61W VE300R: 5.3 VDC, 4.00W VE300RQ: 5.3 VDC, 4.32W
Environmental	Operating Temperature	0–50 °C
	Storage Temperature	-20–60 °C
	Humidity	0–80% RH, Non-Condensing
Physical Properties	Housing	Metal
	Weight	0.47 kg
	Dimensions (L x W x H)	20.20 x 8.20 x 2.50 cm
Carton Lot		5 pcs

Included Accessories

	VE300
Power Adapter	•
Mounting Kit	•

Optional Accessories

Description	Part No. / Spec.	Page No.
Low Skew Cable	2L-2801	11-1
Shielded Digital Video Extension Cable	2L-2901	11-2
Cat 6 Cable*	2L-4101-GR (1 m)	11-3
VGA EDID Emulator	2A-130G	9-15

* Cables with different lengths are available, please refer to 11-3.

VE500T / VE500R / VE500RQ A/V Over Cat 5 Transmitter / Receiver

300 m

PRO



(VE500RQ) (VE500R, VE500RQ)

Front



VE500T

VE500R

VE500RQ

Rear



VE500T

VE500R

VE500RQ



Features

- Extends an AV input or output via a Cat 5e cable
- Supports one local and one remote display
- Bi-directional RS-232 channel transmits signals over Cat 5e cable to control a display or other device
- **RGB Deskew** (VE500RQ) – automatically synchronizes the time delay of RGB signals to compensate for distance
- **Adjustable Gain Control** – signal strength can be manually adjusted in Video Gain or Video Compensation modes via OSD for optimum display quality
- **EDID Emulator** – configures optimum output resolutions for highest quality display (VE500T)
- Rack-mountable

Specifications

Function		VE500
Video Input	Interface	VE500T: 1 x HDB-15 Male (Blue)
	Impedance	75 Ω
	Max. Distance	1.8 m
Video Output	Interface	VE500R/RQ: 1 x HDB-15 Female (Blue)
	Impedance	75 Ω
Video	Max. Bandwidth	300 MHz
	Max. Resolutions / Distance	VE500RQ: 1920 x 1200@150m; 1280 x 1024@300m VE500R: 1920 x 1200@30m; 1280 x 1024@200m
Audio	Input (VE500T)	Balanced: 1 x Captive Screw Connector, 5 Pole (Green) Stereo: 1 x Mini Stereo Jack Female (Green)
	Output (VE500R / VE500RQ)	Balanced: 1 x Captive Screw Connector, 5 Pole (Green) Stereo: 1 x Mini Stereo Jack Female (Green)
Unit to Unit		RJ-45 Female, Cat 5e / 6 Cable
Control	RS-232	Connector: VE500T: 1 x DB-9 Female (Black); VE500R/VE500RQ: 1 x DB-9 Male (Black)
		Serial Control Pin Configurations: Female: Pin2 = Tx, Pin 3=Rx, Pin 5= Gnd Male: Pin2 = Rx, Pin 3=Tx, Pin 5= Gnd
Power	Connector	1 x DC Jack (Black)
	Consumption	VE500T: 5.3 VDC, 2.98W; VE500R: 5.3 VDC, 4.04W; VE500RQ: 5.3 VDC, 5.63W
Environmental	Operating Temperature	0–50 °C
	Storage Temperature	-20–60 °C
	Humidity	0–80% RH, Non-Condensing
Physical Properties	Housing	Metal
	Weight	0.48 kg
	Dimensions (L x W x H)	20.20 x 8.64 x 2.50 cm
Carton Lot		5 pcs

Included Accessories

	VE500
Power Adapter	•
Mounting Kit	•
Terminal Blocks	2 (VE500T); 1 (VE500R, VE500RQ)
VGA EDID Emulator (2A-130G, see 9-15)	VE500T

Optional Accessories

Description	Part No. / Spec.	Page No.
Low Skew Cable	2L-2801	11-1
Shielded Digital Video Extension Cable	2L-2901	11-2
Cat 6 Cable*	2L-4101-GR (1 m)	11-3

* Cables with different lengths are available, please refer to 11-3.

Configuration Methods

For flexibility and convenience, the VM0808T / VM1616T can be configured and operated remotely as well as locally. Remote access, configuration and control are accomplished over a LAN connection through a browser based web GUI or Telnet. Local access, configuration and control are accomplished via front panel pushbuttons or RS-232 controller.

- **Front Panel**

- Front Panel Pushbuttons + LCD Display

The local access allows you to perform operations such as selecting which source displays on which display, configuring the IP port and serial port, adjusting audio and video levels and setting security information.



(Front Panel Pushbuttons + LCD Display)

- **System Operation**

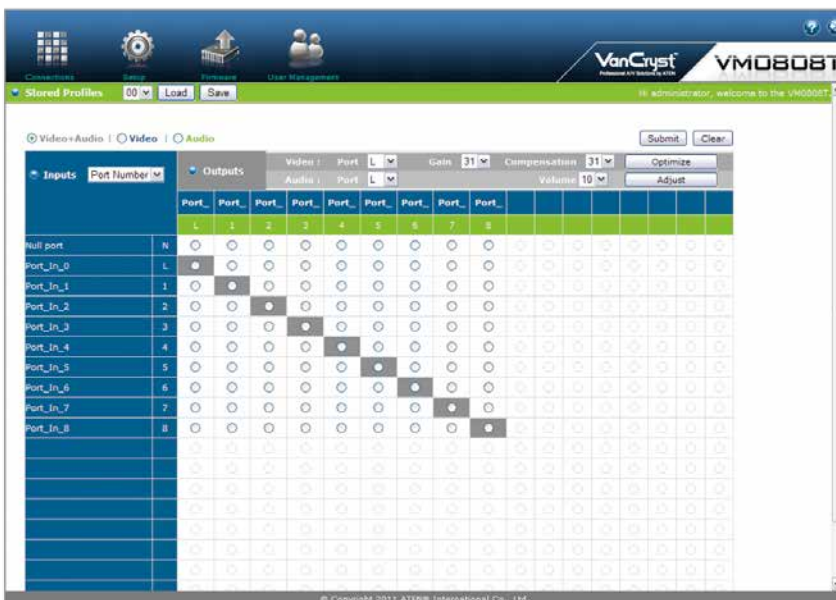
- Serial Controller (RS-232 / RS-485 / RS-422)

- Browser-based GUI

- Telnet

The VM0808T / VM1616T Cat 5 AV Matrix Switch can be configured and controlled over a standard TCP/IP connection via its own Graphical User Interface (GUI). Because the VM0808T / VM1616T can be accessed from anywhere on the LAN, WAN or Internet, remote operators can log in via any web browser from any location.

In addition, The VM0808T / VM1616T can be operated and configured via a remote terminal session using Telnet.



(Browser-based GUI)



Media Distribution Solution Series

ATEN's Media Distribution Solutions (MDS) are a cost effective way to send high quality HDMI content over a Cat 5e cable to multiple displays from a single input source. There are four solutions available: **HDMI Standard MDS**, **HDMI Advanced MDS**, **VGA Advanced MDS** and **VGA Standard Plus MDS**.

Flexible and scalable, these solutions give you the freedom to set up any kind of high quality video display customized for various applications from retail media to public information systems.



Solution		HDMI Advanced		HDMI Standard	
Combination	Splitter	VS1814T / VS1818T		VS1804T / VS1808T	
	Repeater				VB802
	Receiver	VE812R	VE801R	VE800AR	VE800AR
A/V Output (Splitter)		4 / 8		4 / 8	
Audio Enabled		• (HDMI)		• (HDMI)	
Maximum Distance		100 m*	70 m	60 m	300 m*
Serial RS-232 Support		• (control)		• (control)	
4K Support		N/A		N/A	
Group Screen On / Off		• (RS-232 Commands)		• (RS-232 Commands)	
Picture Adjustment		Auto		EQ Switch	

Solution		VGA Advanced		VGA Standard		
Combination	Splitter	VS1504 / VS1508		VS1204T / VS1208T		
	Repeater	VB552				
	Receiver	VE200R	VE200R	VE170R	VE170RQ	VE172R
A/V Output (Splitter)		4 / 8		4 / 8		
Audio Enabled		• (Stereo)		• (Mono)		
Maximum Distance		150 m	450 m*	150 m*	300 m	150 m
Serial RS-232 Support		• (channel)		N/A		
Group Screen On / Off		• (Pushbutton)		N/A		
Dual A/V Output		•		N/A		
Picture Adjustment		Pushbutton / IR Handset		Knob		

Note: *Maximum distance depends on the repeater and receiver type used.



- **Single Source to Multiple Displays**

These devices take the input from a single AV source and send it to multiple destinations, so that several target devices can reproduce the same video content simultaneously. You can cascade these devices to three levels to achieve even greater media coverage with your installation.

- **Superior Video Quality**

Outstanding video output is achieved through the incorporation of several features – including picture adjustment, EDID mode selection, and ATEN's patented Deskew Technology that automatically corrects display errors that can occur when video is transmitted over long distances. The result is clear, sharp and optimized video in real-time.

- **Cost-Effective Dual AV Output**

To reduce unnecessary hardware purchases, the solutions support dual audio/video output in which two display devices can be connected directly to a receiver.

- **Convenient Local Management**

Convenient monitoring of the video being sent to each display is achieved through support for local AV output. If a problem occurs, administrators can take steps to remedy the situation in a timely manner.

- **Control System Integration**

The built-in RS-232 serial port allows you to effortlessly integrate your own control system and customize the control process according to your needs. Serial RS-232 support also gives you the ability to integrate serial connectivity devices – such as barcode scanners, POS terminals, and kiosk touch screens – as part of the installation.

Note: 1.The features highlighted above are not available in all products. Please refer to each product page for more details.

2.Product information is subject to change without prior notice.


VS1814T / VS1818T 4/8-Port HDMI Over Single Cat 5 Splitter **PRO**



Front VS1814T



Rear VS1814T



Rear VS1818T



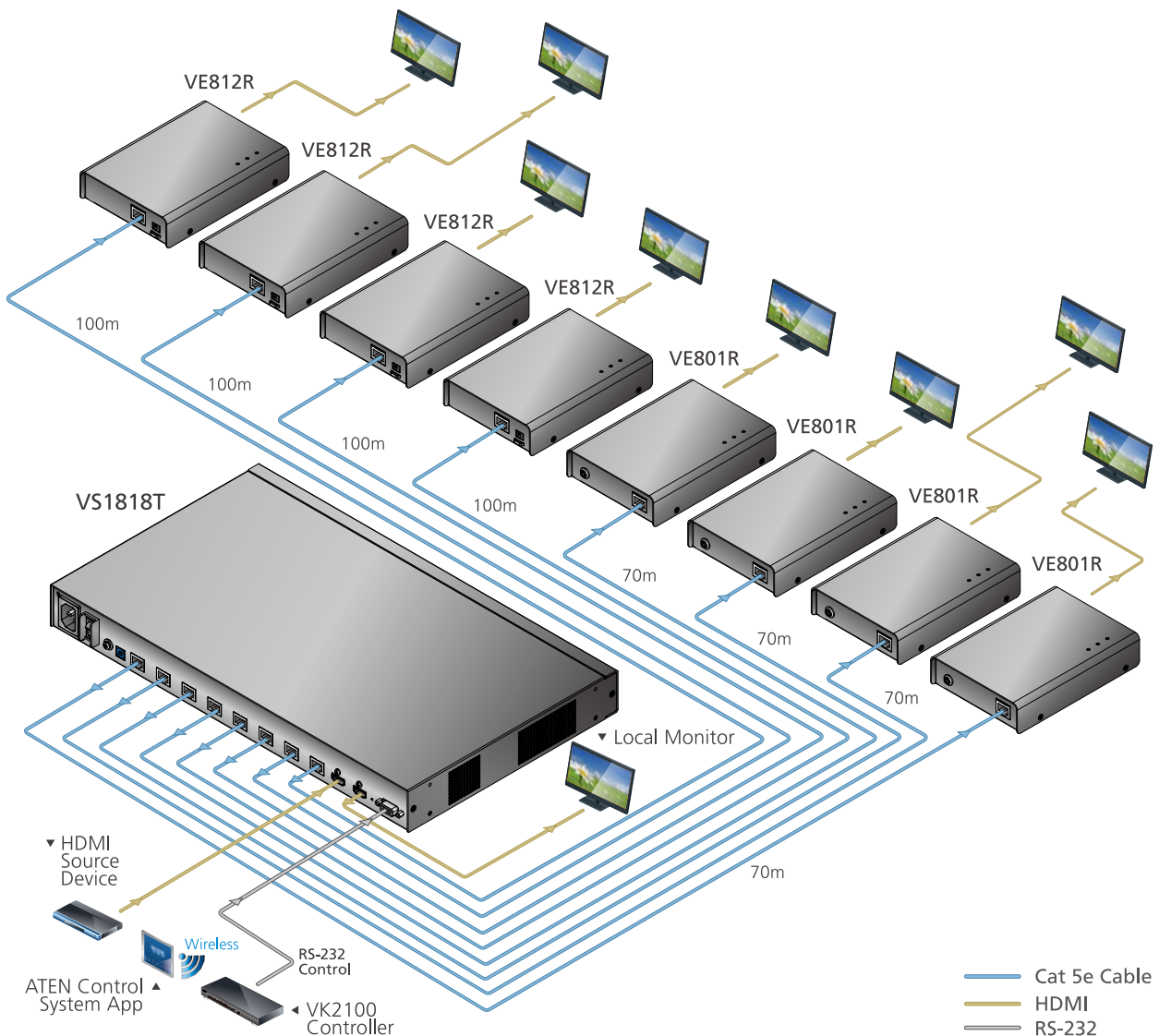
Features

- **HDBaseT Connectivity** – connects 1 HDMI input to 4/8 HDMI outputs over a long distance via single Cat 5e/6a cable
- **HDBaseT Anti-jamming** – resists signal interference during high-quality video transmission using HDBaseT technology
- System management via RS-232 connections
- **EDID Expert™** – selects optimum EDID settings for smooth power-up, high-quality display and use of the best resolution across different screens
- A local HDMI port to connect an extra HDMI display
- Rack-mountable

4

Media Distribution Solution Series

Setup > VS1818T + VE812R + VE801R



Specifications

Function		VS1814T / VS1818T
Video Input	Interface	1 x HDMI Type A Female (Black)
	Impedance	100 Ω
	Max. Distance	1.8 m
Video Output	Interface	1 x HDMI Type A Female (Black) - Local Output 4 x RJ-45 Female (VS1814T) 8 x RJ-45 Female (VS1818T)
	Impedance	100 Ω
Video	Max. Data Rate	10.2 Gbps (3.4 Gbps Per Lane)
	Max. Pixel Clock	340 MHz
	Compliance	HDMI (3D, Deep Color, 4K) HDCP 1.4 Compatible Consumer Electronics Control (CEC) HDBaseT Compatible
	Max. Resolution	Up to 4K@60Hz (4:2:0); 4K@30Hz (4:4:4) (Depends on connected receiver)
	Max. Distance	Up to 100 m (Depends on connected receiver)
Audio	Input	1 x HDMI Type A Female (Black)
	Output	1 x HDMI Type A Female (Black)
Control	RS-232	Connector: 1 x DB-9 Female (Black) Serial Control Pin Configurations: Pin2 = Tx, Pin 3=Rx, Pin 5= Gnd Baud Rate and Protocol: Baud Rate: 19200, Data Bits: 8, Stop Bits: 1, Parity: No, Flow Control: No
EDID Settings		EDID Mode: Default / Port 1 / Auto / Learn (See page VIII for definition of each EDID mode)
Power	Connector	1 x 3-Prong AC Socket (Black)
	Consumption	VS1814T: 120 VAC, 20W; 230 VAC, 23W VS1818T: 120 VAC, 33W; 230 VAC, 35W
Environmental	Operating Temperature	0–50 °C
	Storage Temperature	-20–60 °C
	Humidity	0–80% RH, Non-Condensing
Physical Properties	Housing	Metal
	Weight	VS1814T: 3.47 kg VS1818T: 3.58 kg
	Dimensions (L x W x H)	43.24 x 26.11 x 4.40 cm
Carton Lot		1 pc

Note: We strongly recommend that you use ATEN or HDBaseT certified Cat cable for best product performance.

Included Accessories

	VS1814T / VS1818T
Power Cord	•
Mounting Kit	•

Required* / Optional Accessories

Description	Part No. / Spec.	Page No.
HDMI Cable**	2L-7D02H-1 (2 m)	11-3
Shielded Digital Video Extension Cable	2L-2901	11-2
Low Skew Cable	2L-2801	11-1
LockPro™ (HDMI Cable Lock)	2X-EA12	12-1
HDMI HDBaseT-Lite Receiver*	VE801R	8-3
HDMI HDBaseT-Standard Receiver*	VE812R	8-5

** Cables with different lengths are available, please refer to 11-3.

VE801R HDMI HDBaseT-Lite Receiver 70 m PRO



Front



Rear

Features

- **HDBaseT Connectivity** – extends an HDMI output over a long distance via single Cat 5e / 6a cable
- **HDBaseT Anti-jamming** – resists signal interference during high-quality video transmission using HDBaseT technology

4

Media Distribution Solution Series

Specifications

Function		VE801R
Video Output	Interface	1 x HDMI Type A Female (Black)
	Impedance	100 Ω
Video	Max. Data Rate	10.2 Gbps (3.4 Gbps Per Lane)
	Max. Pixel Clock	340 MHz
	Compliance	HDMI (3D, Deep Color, 4K) HDCP 1.4 Compatible Consumer Electronics Control (CEC) HDBaseT Compatible
	Max. Resolutions / Distance	Up to 4K@35m (Cat 5e / 6) / 40m (Cat 6a); 1080p@60m (Cat 5e / 6) / 70m (Cat 6a)
Audio	Output	1 x HDMI Type A Female (Black)
Unit to Unit		RJ-45 Female, Cat 5e / 6 / 6a / 7 Cable
Power	Connector	1 x DC Jack (Black)
	Consumption	5 VDC, 4.23W
Environmental	Operating Temperature	0–50 °C
	Storage Temperature	-20–60 °C
	Humidity	0–80% RH, Non-Condensing
Physical Properties	Housing	Metal
	Weight	0.25 Kg
	Dimensions (L x W x H)	10.07 x 8.7 x 3.0 cm
Carton Lot		10 pcs

Note: We strongly recommend that you use ATEN or HDBaseT certified Cat cable for best product performance.

Included Accessories

	VE801R
Power Adapter	•

Optional Accessories

Description	Part No. / Spec.	Page No.
HDMI Cable*	2L-7D02H-1 (2 m)	11-3
Low Skew Cat 5e Cable	2L-2801	11-1
Shielded Digital Video Extension Cable	2L-2901	11-2
Cat 6 Cable*	2L-4101-GR (1 m)	11-3
LockPro™ (HDMI Cable Lock)	2X-EA12	12-1

* Cables with different lengths are available, please refer to 11-3.

VE812R HDMI Over Single Cat 5 Receiver 100 m



Front



Rear



Features

- **HDBaseT Connectivity** – extends an HDMI output over a long distance via single Cat 5e / 6a cable
- **HDBaseT Anti-jamming** – resists signal interference during high-quality video transmission using HDBaseT technology
- Rack-mountable

Specifications

Function		VE812R
Video Output	Interface	1 x HDMI Type A Female (Black)
	Impedance	100 Ω
Video	Max. Data Rate	10.2 Gbps (3.4 Gbps Per Lane)
	Max. Pixel Clock	340 MHz
	Compliance	HDMI (3D, Deep Color, 4K) HDCP 1.4 Compatible Consumer Electronics Control (CEC) HDBaseT Compatible
	Max. Resolutions / Distance	Up to 4K@70m (Cat 5e/6) / 100m (Cat 6a); 1080p@100m
Audio	Output	1 x HDMI Type A Female (Black)
Unit to Unit		RJ-45 Female, Cat 5e / 6 / 6a / 7 Cable
Power	Connector	1 x DC Jack (Black)
	Consumption	5.3 VDC, 4.5W
Environmental	Operating Temperature	0–50 °C
	Storage Temperature	-20–60 °C
	Humidity	0–80% RH, Non-Condensing
Physical Properties	Housing	Metal
	Weight	0.40 kg
	Dimensions (L x W x H)	14.17 x 10.30 x 3.00 cm
Carton Lot		5 pcs

Note: We strongly recommend that you use ATEN or HDBaseT certified Cat cable for best product performance.

Included Accessories

	VE812R
Power Adapter	•
Mounting Kit	•

Optional Accessories

Description	Part No. / Spec.	Page No.
HDMI Cable*	2L-7D02H-1 (2 m)	11-3
Low Skew Cable	2L-2801	11-1
Shielded Digital Video Extension Cable	2L-2901	11-2
Cat 6 Cable*	2L-4101-GR (1 m)	11-3
LockPro™ (HDMI Cable Lock)	2X-EA12	12-1

* Cables with different lengths are available, please refer to 11-3.

VS1804T / VS1808T 4/8-Port HDMI Over Cat 5 Splitter **PRO**



Features

- Connects 1 HDMI input to 4/8 HDMI outputs via Cat 5e cable
- System management via RS-232 connections
- A local HDMI port to connect an extra HDMI display
- **EDID Expert™** – selects optimum EDID settings for smooth power-up, high-quality display and use of the best resolution across different screens
- Rack-mountable

Specifications

Function		VS1804T / VS1808T
Video Input	Interface	1 x HDMI Type A Female (Black)
	Impedance	100 Ω
	Max. Distance	1.8 m
Video Output	Interface	1 x HDMI Type A Female (Black) - Local Output 4 x RJ-45 Female (VS1804T); 8 x RJ-45 Female (VS1808T)
	Impedance	100 Ω
Video	Max. Data Rate	6.75 Gbps (2.25 Gbps Per Lane)
	Max. Pixel Clock	225 MHz
	Compliance	HDMI (3D, Deep Color); HDCP 1.4 Compatible; Consumer Electronics Control (CEC)
	Max. Resolutions / Distance	Up to 1080p@40m 1080i@60m
Audio	Input	1 x HDMI Type A Female (Black)
	Output	1 x HDMI Type A Female (Black)
Control	RS-232	Connector: 1 x DB-9 Female (Black) Baud Rate and Protocol: Baud Rate: 19200, Data Bits: 8, Stop Bits: 1, Parity: No, Flow Control: No
EDID Settings		EDID Mode: Default / Port 1 / Learn (See page VIII for definition of each EDID mode)
Power	Connector	1 x DC Jack (Black)
	Consumption	VS1804T: 5.3 VDC, 8W; VS1808T: 5.3 VDC, 13W
Environmental	Operating Temperature	0–50 °C
	Storage Temperature	-20–60 °C
	Humidity	0–80% RH, Non-Condensing
Physical Properties	Housing	Metal
	Weight	VS1804T: 2.10 kg; VS1808T: 2.15 kg
	Dimensions (L x W x H)	43.72 x 15.78 x 4.40 cm
Carton Lot		3 pcs

Included Accessories

	VS1804T / VS1808T
Power Adapter	•
Mounting Kit	•

Required* / Optional Accessories

Description	Part No. / Spec.	Page No.
HDMI Cable**	2L-7D02H-1 (2 m)	11-3
Shielded Digital Video Extension Cable	2L-2901	11-2
Low Skew Cable	2L-2801	11-1
Cat 6 Cable**	2L-4101-GR (1 m)	11-3
HDMI Repeater*	VB802	4-7
HDMI Receiver*	VE800AR	4-8

** Cables with different lengths are available, please refer to 11-3.

VB802 HDMI Over Cat 5 Repeater 60 m PRO



Front



Rear



Features

- Extends HDMI signals via two Cat 5e cables
- A local HDMI port to connect an extra HDMI display
- Supports 8-segment equalization adjustment for optimum display quality
- Cascadable to 5 levels*
- Firmware upgradable
- Rack-mountable

Note: *Signal quality depends on cable. It is recommended you use STP Cat 5e cable or ATEN low skew cable.

Specifications

Function		VB802
Video Output	Interface	1 x HDMI Type A Female (Black) 2 x RJ-45 Female
	Impedance	100 Ω
Video	Max. Data Rate	6.75 Gbps (2.25 Gbps Per Lane)
	Max. Pixel Clock	225 MHz
	Compliance	HDMI (3D, Deep Color) HDCP 1.4 Compatible
	Max. Resolutions / Distance	Up to 1080p@40m 1080i@60m
Audio	Output	1 x HDMI Type A Female (Black)
Power	Connector	1 x DC Jack (Black)
	Consumption	5.3 VDC, 5.3W
Environmental	Operating Temperature	0–50 °C
	Storage Temperature	-20–60 °C
	Humidity	0–80% RH, Non-Condensing
Physical Properties	Housing	Metal
	Weight	0.25 kg
	Dimensions (L x W x H)	12.30 x 9.04 x 2.26 cm
Carton Lot		20 pcs

Included Accessories

	VB802
Power Adapter	•
Mounting Kit	•

Optional Accessories

Description	Part No. / Spec.	Page No.
HDMI Cable*	2L-7D02H-1 (2 m)	11-3
Shielded Digital Video Extension Cable	2L-2901	11-2
Low Skew Cable	2L-2801	11-1
Cat 6 Cable*	2L-4101-GR (1 m)	11-3

* Cables with different lengths are available, please refer to 11-3.

VE800AR HDMI Receiver 60 m PRO



Front



Rear



Features

- Extends an HDMI output via single Cat 5e cable*
- Supports 8-segment equalization adjustment for optimum display quality
- Rack-mountable

Note: A second Cat 5e cable is required if EDID Bypass and / or HDCP authentication needs to be enabled.

Specifications

	Function	VE800AR
Video Output	Interface	1 x HDMI Type A Female (Black)
	Impedance	100 Ω
	Max. Distance	1.8 m
Video	Max. Data Rate	6.75 Gbps (2.25 Gbps Per Lane)
	Max. Pixel Clock	225 MHz
	Compliance	HDMI (3D, Deep Color) HDCP 1.4 Compatible
	Max. Resolutions / Distance	Up to 1080p@40m; 1080i@60m
Audio	Output	1 x HDMI Type A Female (Black)
Unit to Unit		RJ-45 Female, Cat 5e / 6 Cable
Power	Connector	1 x DC Jack (Black)
	Consumption	5.3 VDC, 0.75W
Environmental	Operating Temperature	0–50 °C
	Storage Temperature	-20–60 °C
	Humidity	0–80% RH, Non-Condensing
Physical Properties	Housing	Metal
	Weight	0.16 kg
	Dimensions (L x W x H)	9.00 x 5.50 x 2.40 cm
Carton Lot		5 pcs

Included Accessories

	VE800AR
Power Adapter	•
Mounting Kit	•

Optional Accessories

Description	Part No. / Spec.	Page No.
HDMI Cable*	2L-7D02H-1 (2 m)	11-3
Shielded Digital Video Extension Cable	2L-2901	11-2
Low Skew Cable	2L-2801	11-1
Cat 6 Cable*	2L-4101-GR (1 m)	11-3

* Cables with different lengths are available, please refer to 11-3.

VS1504 / VS1508 4/8-Port Cat 5 Audio/Video Splitter **PRO**



Front VS1504



VS1508

Rear VS1504



VS1508



Features

- Connects 1 VGA input to 4/8 VGA outputs via Cat 5e cable
- Supports On/Off control over grouped screens via pushbutton
- System management via RS-232 connections
- **Adjustable Gain Control** – signal strength can be manually adjusted in Video Gain or Video Compensation modes via OSD for optimum display quality

Note: *The feature is only available when used with VB552 and VE200R.

Specifications

Function		VS1504 / VS1508
Video Input	Interface	1 x HDB-15 Male (Blue)
	Impedance	75 Ω
	Max. Distance	1.8 m
Video Output	Interface	1 x HDB-15 Female (Blue) - Local Output 4 x RJ-45 Female (VS1504) 8 x RJ-45 Female (VS1508)
	Impedance	75 Ω
Video	Max. Bandwidth	300 MHz
	Max. Resolutions / Distance	Up to 1920 x 1200@60 Hz@30m 1280 x 1024@60 Hz@150m
Audio Input	Input	1 x Mini Stereo Jack Female (Green)
	Output	1 x Mini Stereo Jack Female (Green)
Control	RS-232	Connector: 1 x DB-9 Female (Black); 1 x DB-9 Male (Black)
Power	Connector	1 x DC Jack (Black)
	Consumption	VS1504: 5.3 VDC, 4.7W; VS1508: 5.3 VDC, 6.9W
Environmental	Operating Temperature	0–50 °C
	Storage Temperature	-20–60°C
	Humidity	0–80% RH, Non-Condensing
Physical Properties	Housing	Metal
	Weight	VS1504: 0.75 kg; VS1508: 0.76 kg
	Dimensions (L x W x H)	21.00 x 8.80 x 5.55 cm
Carton Lot		5 pcs

Included Accessories

	VS1504 / VS1508
VGA / Audio Cable	•
Power Adapter	•

Required* / Optional Accessories

Description	Part No. / Spec.	Page No.
Shielded Digital Video Extension Cable	2L-2901	11-2
Low Skew Cable	2L-2801	11-1
Cat 6 Cable**	2L-4101-GR (1 m)	11-3
VGA over Cat 5 Repeater + Audio*	VB552	4-10
Audio / Video Receiver*	VE200R	8-29
Video Synchronizer	VE510	4-12
VGA EDID Emulator	2A-130G	9-15

** Cables with different lengths are available, please refer to 11-3.

VB552 VGA Over Cat 5 Repeater + Audio 150 m PRO



Front



Rear



Features

- Extends A/V signals via Cat 5e cable
- Dual A/V output
- Bi-directional RS-232 channel transmits signals over Cat 5e cable to control a display or other device
- IR channel for screen On/Off control and video adjustment at remote site
- Cascadable to 3 levels with connection extended up to 450m
- **Adjustable Gain Control** – signal strength can be manually adjusted in Video Gain or Video Compensation modes via OSD for optimum display quality
- Rack-mountable

Specifications

	Function	VB552
Video Output	Interface	2 x HDB-15 Female (Blue)
	Impedance	75 Ω
	Max. Distance	1.8 m
Video	Max. Bandwidth	300 MHz
	Max. Resolutions / Distance	Up to 1920 x 1200@60 Hz@30m 1600 x 1200@60 Hz@150m
Audio	Output	2 x Mini Stereo Jack Female (Green)
Control	RS-232	Connector: 2 x DB-9 Male (Black)
Power	Connector	1 x DC Jack (Black)
	Consumption	5.3 VDC, 4.77W
Environmental	Operating Temperature	0–50 °C
	Storage Temperature	-20–60 °C
	Humidity	0–80% RH, Non-Condensing
Physical Properties	Housing	Metal
	Weight	0.35 kg
	Dimensions (L x W x H)	13.90 x 8.80 x 2.86 cm
Carton Lot		5 pcs

Included Accessories

	VB552
IR Remote Control	•
IR Receiver	•
Power Adapter	•
Mounting Kit	•

Optional Accessories

Description	Part No. / Spec.	Page No.
Shielded Digital Video Extension Cable	2L-2901	11-2
Low Skew Cable	2L-2801	11-1
Cat 6 Cable*	2L-4101-GR (1 m)	11-3
VGA / Audio Cable	2L-2402A	11-3
VGA EDID Emulator	2A-130G	9-15
IR Remote Control	2XRT-0301G	12-1

* Cables with different lengths are available, please refer to 11-3.

VE200R Audio/Video Receiver 150 m PRO



Front



Rear



Features

- Extends a VGA output via Cat 5e cable
- Dual A/V output
- Bi-directional RS-232 channel transmits signals over Cat 5e cable to control a display or other device
- IR channel for screen On/Off control and video adjustment at remote site
- **Adjustable Gain Control** – signal strength can be manually adjusted in Video Gain or Video Compensation modes via OSD for optimum display quality
- Rack-mountable

Specifications

Function		VE200R
Video Output	Interface	2 x HDB-15 Female (Blue)
	Impedance	75 Ω
	Max. Distance	1.8 m
Video	Max. Bandwidth	300 MHz
	Max. Resolutions / Distance	Up to 1920 x 1200@60 Hz@30m 1600 x 1200@60 Hz@150m
Audio	Output	2 x Mini Stereo Jack Female (Green)
Unit to Unit		RJ-45 Female, Cat 5e / 6Cable
Control	RS-232	Connector: 2 x DB-9 Male (Black)
	Connector	1 x DC Jack (Black)
Environmental	Consumption	5.3 VDC, 3.9W
	Operating Temperature	0–50 °C
	Storage Temperature	-20–60 °C
Physical Properties	Humidity	0–80% RH, Non-Condensing
	Housing	Metal
	Weight	0.34 kg
	Dimensions (L x W x H)	13.90 x 8.80 x 2.86 cm
Carton Lot		5 pcs

Included Accessories

	VE200R
VGA / Audio Cable	•
IR Remote Control	•
IR Receiver	•
Power Adapter	•
Mounting Kit	•

Optional Accessories

Description	Part No. / Spec.	Page No.
Shielded Digital Video Extension Cable	2L-2901	11-2
Low Skew Cable	2L-2801	11-1
Cat 6 Cable*	2L-4101-GR (1 m)	11-3
VGA EDID Emulator	2A-130G	9-15
IR Remote Control	2XRT-0301G	12-1

* Cables with different lengths are available, please refer to 11-3.

VE510 Video Synchronizer



Front



Rear



Features

- Connects a VGA input to a VGA output and enhances video quality over a long distance
- LED indication for color (R/G/B) selection
- Memory Set Button – stores and recalls user settings
- **Deskwew** – automatically synchronizes the time delay of RGB signals to compensate for distance

4

Media Distribution Solution Series

Specifications

	Function	VE510
Video Input	Interface	1 x HDB-15 Male (Blue)
	Impedance	75 Ω
	Max. Distance	1.8 m
Video Output	Interface	1 x HDB-15 Female (Blue)
	Impedance	75 Ω
	Max. Distance	30 m
Video	Max. Bandwidth	300 MHz
Power	Connector	1 x DC Jack (Black)
	Consumption	5 VDC, 1.48W
Environmental	Operating Temperature	0–50 °C
	Storage Temperature	-20–60 °C
	Humidity	0–80% RH, Non-Condensing
Physical Properties	Housing	Metal
	Weight	0.21 kg
	Dimensions (L x W x H)	11.02 x 7.90 x 2.54 cm
Carton Lot		5 pcs

Included Accessories

	VE510
VGA Cable	•
Power Transfer Cable	•



VS1204T / VS1208T 4/8-Port A/V Over Cat 5 Splitter **PRO**



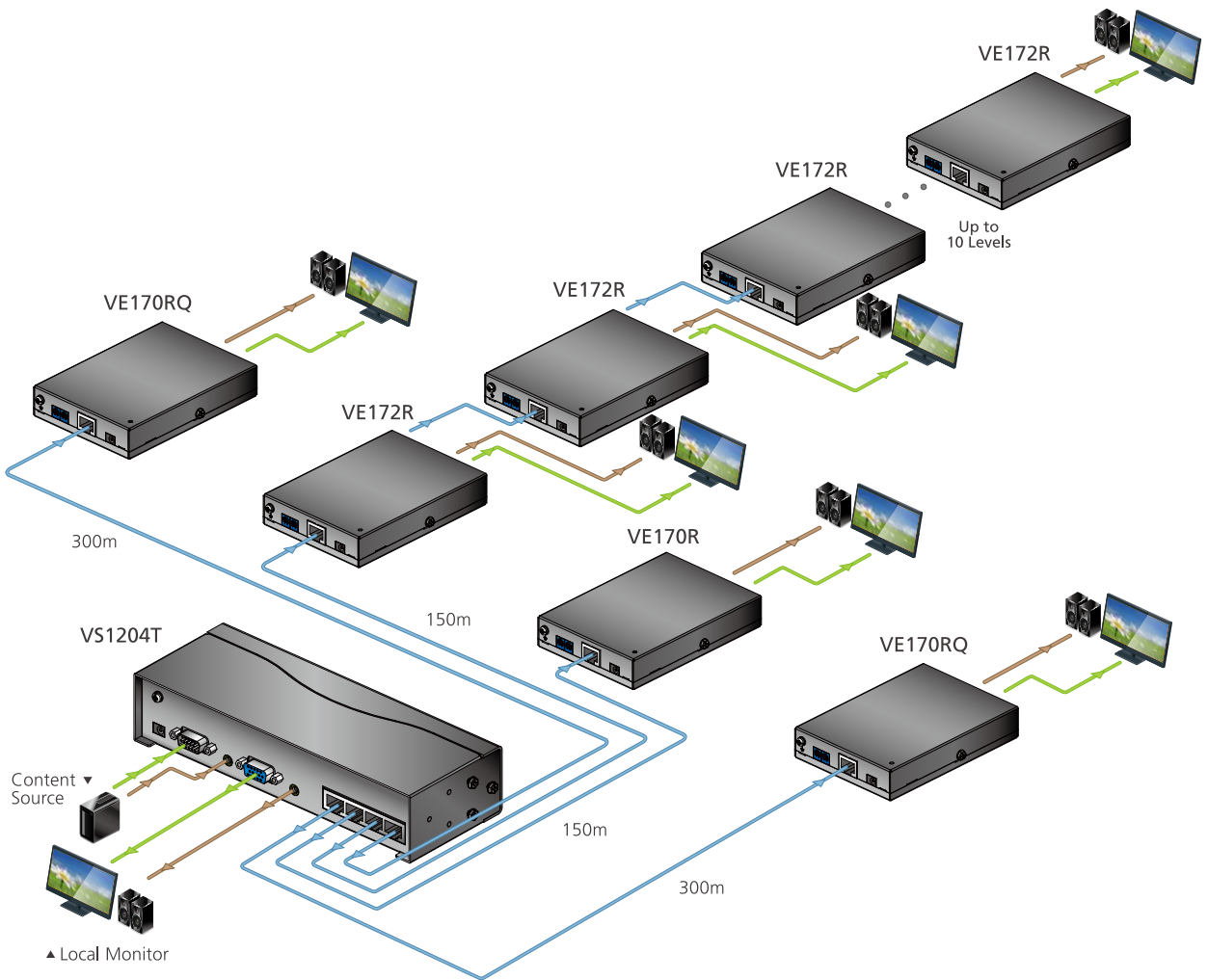
Features

- Connects 1 VGA input to 4/8 VGA outputs via Cat 5e cable
- A local VGA port to connect an extra VGA display
- Rack-mountable

4

Media Distribution Solution Series

Setup > VS1204T + VE172R + VE170R + VE170RQ



— Cat 5e Cable
 — VGA
 — Audio

Specifications

	Function	VS1204T / VS1208T
Video Input	Interface	1 x HDB-15 Male (Blue)
	Impedance	75 Ω
	Max. Distance	1.8 m
Video Output	Interface	1 x HDB-15 Female (Blue) - Local Output 4 x RJ-45 Female (VS1204T) 8 x RJ-45 Female (VS1208T)
	Impedance	75 Ω
Video	Max. Bandwidth	300 MHz
	Max. Resolutions / Distance	Up to 1920 x 1200 @60Hz @150m 1280 x 1024 @60Hz @300m
Audio Input	Input	1 x Mini Stereo Jack Female (Green)
	Output	1 x Mini Stereo Jack Female (Green)
Power	Connector	1 x DC Jack (Black)
	Consumption	VS1204T: 5.3 VDC, 1.33W VS1208T: 5.3 VDC, 1.64W
Environmental	Operating Temperature	0–50 °C
	Storage Temperature	-20–60°C
	Humidity	0–80% RH, Non-Condensing
Physical Properties	Housing	Metal
	Weight	VS1204T: 0.59 kg VS1208T: 0.64 kg
	Dimensions (L x W x H)	20.00 x 7.51 x 4.20 cm
Carton Lot		5 pcs

Included Accessories

	VS1204T / VS1208T
Power Adapter	•
Mounting Kit	•

Required* / Optional Accessories

Description	Part No. / Spec.	Page No.
Shielded Digital Video Extension Cable	2L-2901	11-2
Low Skew Cable	2L-2801	11-1
Cat 6 Cable**	2L-410-GR (1 m)	11-3
VGA / Audio Cable	2L-2402A (2 m)	11-3
VGA EDID Emulator	2A-130G	9-15
A/V Over Cat 5 Receiver with Cascade*	VE172R	4-16
A/V Over Cat 5 Receiver*	VE170R / VE170RQ	4-17

** Cables with different lengths are available, please refer to 11-3.

VE172R A/V Over Cat 5 Receiver with Cascade 150 m



Front



Rear



Features

- Connects a transmitter and a receiver via Cat 5e cable
- A local VGA port to connect an extra VGA display
- Cascadable up to 10 levels*
- **Adjustable Gain Control** – signal strength can be manually adjusted via Video Gain or Video Compensation tuners
- Rack-mountable

Note: * Signal quality depends on cable. It is recommended you use STP Cat 5e cables or ATEN low skew cable.

4

Specifications

Function		VE172R
Video Output	Interface	1 x HDB-15 Female (Blue)
	Impedance	75 Ω
	Max. Distance	1.8 m
Video	Max. Bandwidth	300 MHz
	Max. Resolutions / Distance	Up to 1920 x 1200@30m 1280 x 1024@150m
Audio	Output	1 x Mini Stereo Jack Female (Green)
Unit to Unit		RJ-45 Female, Cat 5e / 6 Cable
Power	Connector	1 x DC Jack (Black)
	Consumption	5.3 VDC, 2.3W
Environmental	Operating Temperature	0–50 °C
	Storage Temperature	-20–60 °C
	Humidity	0–80% RH, Non-Condensing
Physical Properties	Housing	Metal
	Weight	0.24 kg
	Dimensions (L x W x H)	12.77 x 9.04 x 2.26 cm
Carton Lot		5 pcs

Included Accessories

	VE172R
Power Adapter	•
Mounting Kit	•

Optional Accessories

Description	Part No. / Spec.	Page No.
Shielded Digital Video Extension Cable	2L-2901	11-2
Low Skew Cable	2L-2801	11-1
Cat 6 Cable**	2L-4101-GR (1 m)	11-3
VGA EDID Emulator	2A-130G	9-15

** Cables with different lengths are available, please refer to 11-3.

VE170R / VE170RQ A/V Over Cat 5 Receiver 300 m PRO



(VE170RQ)



Front



Rear



VE170R

VE170RQ

Features

- Connects a transmitter and a receiver via Cat 5e cable
- Supports one local and one remote VGA display
- **Deskew** (VE170RQ) – automatically synchronizes the time delay of RGB signals to compensate for distance
- **Adjustable Gain Control** – signal strength can be manually adjusted via Video Gain or Video Compensation tuners
- Rack-mountable

Specifications

Function		VE170R / VE170RQ
Video Output	Interface	1 x HDB-15 Female (Blue)
	Impedance	75 Ω
	Max. Distance	1.8 m
Video	Max. Bandwidth	300 MHz
	Max. Resolutions / Distance	VE170R: Up to 1920 x 1200@60 Hz@30m 1600 x 1200@60 Hz@150m 1024 x 768@60 Hz@300m VE170RQ: Up to 1920 x 1200@60 Hz@150m 1280 x 1024@60 Hz@300m
Audio	Output	1 x Mini Stereo Jack Female (Green)
Unit to Unit		RJ-45 Female, Cat 5e / 6 Cable
Power	Connector	1 x DC Jack (Black)
	Consumption	VE170R: 5.3 VDC, 1.11W VE170RQ: 5.3 VDC, 4.82 W
Environmental	Operating Temperature	0–50 °C
	Storage Temperature	-20–60 °C
	Humidity	0–80% RH, Non-Condensing
Physical Properties	Housing	Metal
	Weight	VE170R: 0.25 kg VE170RQ: 0.25 kg
	Dimensions (L x W x H)	12.77 x 9.04 x 2.26 cm
Carton Lot		5 pcs

Included Accessories

	VE170R / VE170RQ
Power Adapter	•
Mounting Kit	•

Note: Since VE170 comes in various packages, the quantity of accessories will depend on the package purchased.

Optional Accessories

Description	Part No. / Spec.	Page No.
Shielded Digital Video Extension Cable	2L-2901	11-2
Low Skew Cable	2L-2801	11-1
Cat 6 Cable**	2L-4101-GR (1 m)	11-3
VGA EDID Emulator	2A-130G	9-15

* Cables with different lengths are available, please refer to 11-3.

Video Matrix Switches

ATEN video matrix switches route and amplify AV signals from multiple sources to multiple destinations, allowing you to extend your installation up to 70 m while maintaining excellent video quality. Front panel pushbuttons allow you to select the video input to video output connections. They can also be cascaded with ATEN video splitters for even more displays. ATEN video matrix switches are ideal for presentations and applications that require information from multiple source devices to be delivered to multiple screens and/or projectors – in locations such as information control centers or customer service centers.



- **Seamless Switch™ Technology**

The Video Matrix Switches have a built-in Scaler in FPGA design that can unify video formats and provide continuous video streams, real-time switching and stable signal transmission.

- **FPGA Design Benefits**

Implementation of the FPGA design allows TMDS signals to be rearranged when transmitting high-speed data. This is used by the digital video interfaces, as well as other digital communication interfaces. Consequently, this benefit leads to smoother digital signal transmission over longer distances.

- **Effortless Control of Multiple Sources to Multiple Outputs**

Video Matrix Switches offer an easy and affordable way to route multiple audio/video sources to multiple audio/video targets (speakers and displays). Each input can be directed to any or all outputs via pushbuttons on the front panel – giving you ultimate flexibility and control in any multimedia installation.

- **Outstanding Multimedia Support**

In addition to high-quality video, the integrated audio component delivers an outstanding AV experience when working with modern multimedia applications.

- **Perfect Video-Wall Integration with Scaler**

The Video Matrix Switches is equipped with video wall and scaler functionalities that ensure all input sources are processed. The scaler also guarantees that all video content is delivered across all screens with no delays or signal loss. The video wall functionality allows you to customize display layouts using the intuitive web GUI which has won the Red Dot Interface Design award. Through a profile setup multiple screens can be configured to form one large display in various physical layouts, to see "what you want, how you want it".

Note: 1.The features highlighted above are not available in all products. Please refer to each product page for more details.

2.Product information is subject to change without prior notice.



Features at a Glance

Model	VM3404H	VM3909H	VM0404HA	VM0808HA
Interface	HDMI / HDBaseT	HDMI / HDBaseT	HDMI	HDMI
Inputs to Outputs	4 to 4	9 to 9	4 to 4	8 to 8
Max Video Resolution	4K@60Hz (4:2:0); 4K@30Hz (4:4:4)	4K@60Hz (4:2:0); 4K@30Hz (4:4:4)	4K@60 Hz (4:2:0); 4K@30Hz (4:4:4)	4K@60 Hz (4:2:0); 4K@30Hz (4:4:4)
Audio	• (HDMI)	• (HDMI)	• (HDMI)	• (HDMI)
Seamless Switch	*	*	N/A	N/A
RS-232 Control	•	•	•	•
IR Remote Control	•	•	•	•

Model	VM5404H	VM5808H	VM6404H	VM0404H	VM0808H
Interface	HDMI	HDMI	HDMI	HDMI	HDMI
Inputs to Outputs	4 to 4	8 to 8	4 to 4	4 to 4	8 to 8
Max Video Resolution	1080p	1080p	4K@60 Hz (4:2:0); 4K@30Hz (4:4:4)	1080p	1080p
Audio	• (HDMI)	• (HDMI)	• (HDMI)	• (HDMI)	• (HDMI)
Seamless Switch	•	•	•	N/A	N/A
RS-232 Control	•	•	•	•	•
IR Remote Control	•	•	•	•	•

Model	VM5404D	VM5808D	VM0404	VM0808	VS0202	VS0204
Interface	DVI	DVI	VGA	VGA	VGA	VGA
Inputs to Outputs	4 to 4	8 to 8	4 to 4	8 to 8	2 to 2	2 to 4
Max Video Resolution	1920 x 1200	1920 x 1200	1920 x 1200	1920 x 1200	1920 x 1200	1920 x 1200
Audio	N/A	N/A	•	•	•	•
Seamless Switch	•	•	N/A	N/A	N/A	N/A
RS-232 Control	•	•	•	•	N/A	N/A
IR Remote Control	•	•	•	•	N/A	N/A

VM3404H 4 x 4 HDMI HDBaseT-Lite Matrix Switch
VM3909H 9 x 9 HDMI HDBaseT-Lite Matrix Switch



reddot award 2015
winner interface design

PRO

HDBT™ HDMI™ HIGH DEFINITION MULTIMEDIA INTERFACE

4K



A/V In
HDMI



A/V Out
HDMI

RS-232
Control

IR Channel



IR Remote
Control

EDID

POH



Front


VM3404H



VM3909H



VM3404H



VM3909H

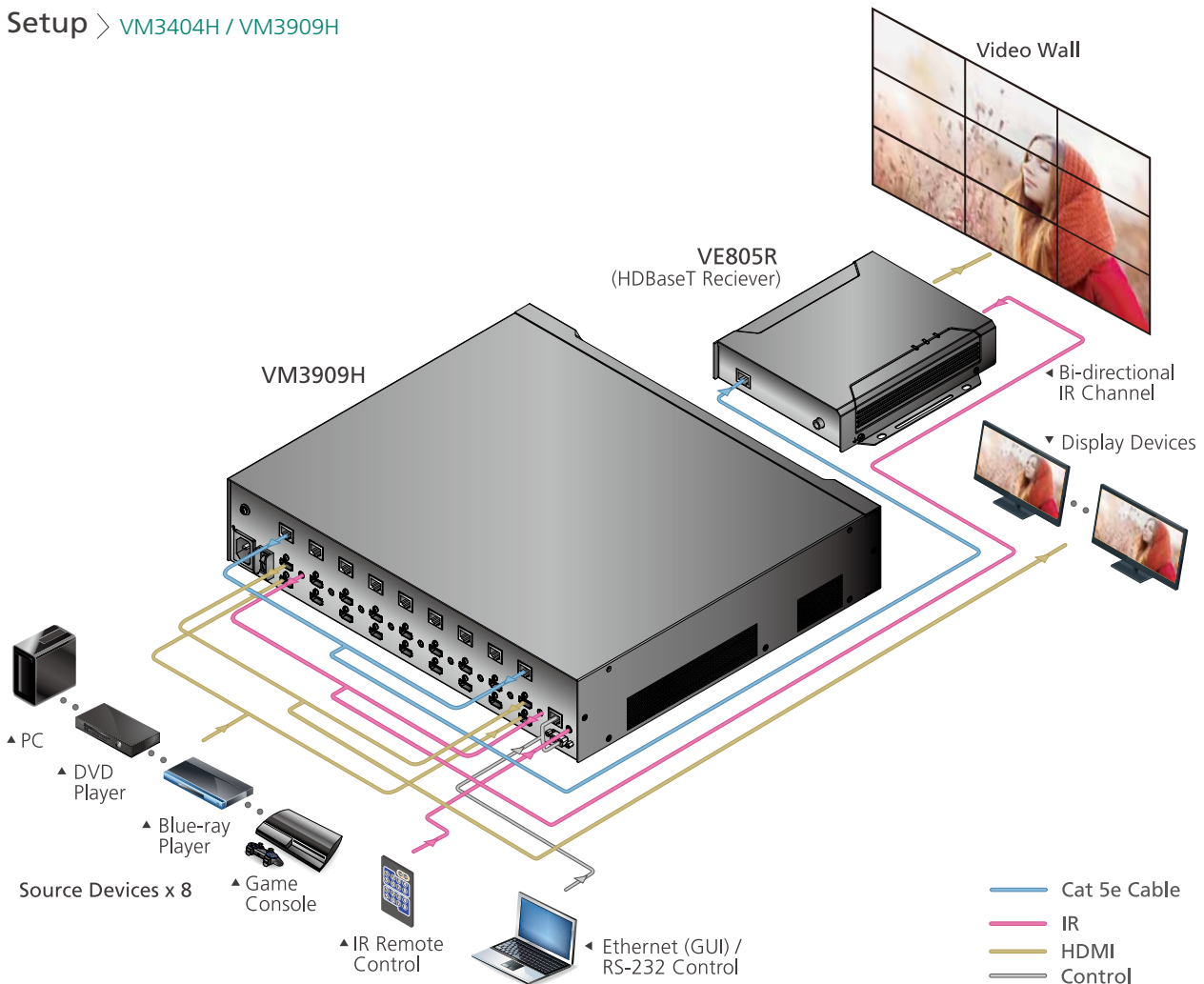
Features

- Supports 4 / 9 HDMI inputs and mirrored 4 / 9 HDMI and HDBaseT outputs
- **HDBaseT Connectivity** – connects HDMI sources and displays over a long distance via one Cat 5e / 6 / 6a cable
- **HDBaseT Anti-jamming** – resists signal interference during high-quality video transmission using HDBaseT technology
- **Power over HDBaseT (POH)** – supplies power over a long distance from the switch to a receiver over a single Cat 5e/6/6a cable**/**
- **Seamless Switch™** – features close-to-zero second switching that provides continuous video streams, real-time switching and stable signal transmissions*
- **Video Wall** – allows you to create custom video wall layouts via intuitive web GUI*
- **EDID Expert™** – selects optimum EDID settings for smooth power-up, high-quality display and use of the best video resolution across different screens
- **Bi-directional IR channel** for IR signal control; full range IR transmission (30~60 KHz) is processed one direction at a time
- **ESD protection** for HDMI
- Firmware upgradable
- Rack-mountable (VM3404H / VM3909H: 1U / 2U Design)

* The Seamless Switch™, Video Wall and POH features are only available when used the compatible receiver.

** Note: The VM3404H / VM3909H can provide up to 15.4 W@54 VDC of power per port and 35W / 75W of total power; please ensure that the power consumption of the devices connected to the VM3404H / VM3909H does not exceed this limit.

Setup > VM3404H / VM3909H



Specifications

Function		VM3404H	VM3909H
Video Input	Interface	4 x HDMI Type A Female (Black)	9 x HDMI Type A Female (Black)
	Impedance	100 Ω	
	Max. Distance	1.8 m	
Video Output	Interface	4 x HDMI Type A Female (Black); 4 x RJ-45 Female	9 x HDMI Type A Female (Black) ; 9 x RJ-45 Female
	Impedance	100 Ω	
	Max. Distance	HDMI: up to 15 m HDBaseT (Class B): 4K up to 35 m (Cat 5e/6) / 40 m (Cat 6a); 1080p up to 60 m (Cat 5e/6) / 70 m (Cat 6a)	
Video	Max. Data Rate	10.2 Gbps (3.4 Gbps Per Lane)	
	Max. Pixel Clock	340 MHz	
	Compliance	HDMI (3D, Deep Color, 4K); HDCP 1.4 Compatible Consumer Electronic Control (CEC) HDBaseT Compatible	
	Max. Resolution	Up to 4K @ 60 Hz (4:2:0); 4K @ 30Hz (4:4:4)	
	Max. Distance	Up to 70 m**	
Control	RS-232	Connector: 1 x DB-9 Female (Black) Baud Rate and Protocol: Baud Rate: 19200, Data Bits: 8, Stop Bit: 1, Parity: No, Flow Control: No	
	IR Channel	4 x Mini Stereo Jack Female (Black); 30~60 KHz full range transmission	9 x Mini Stereo Jack Female (Black); 30~60 KHz full range transmission
	Ethernet	1 x RJ-45 Female	
EDID Settings		EDID Mode: Default / Port1 / Remix / Customized (See page VIII for definition of each EDID mode)	
Power	Connector	1 x 3-Prong AC Socket	
	I/P Rating	100-240 VAC; 50-60 Hz; 1.0A	
	Consumption	110 VAC, 68.2 W	110 VAC, 134.4 W
Environmental	Operating Temperature	0–50 °C	
	Storage Temperature	-20–60 °C	
	Humidity	0–80% RH, Non-Condensing	
Physical Properties	Housing	Metal	
	Weight	5.6 kg	7.33 kg
	Dimensions (L x W x H)	43.24 x 38.23 x 4.40 cm	43.24 x 38.23 x 8.80 cm
Carton Lot		1 pc	

Included Accessories

	VM3404H / VM3909H
Power Cord	•
Mounting Kit	•

Optional Accessories

Description	Part No. / Spec.	Page No.
HDMI Cable*	2L-7D02H-1 (2 m)	11-3
Shielded Digital Video Extension Cable	2L-2901	11-2
Low Skew Cat 5e Cable	2L-2801	11-1
Cat 6 Cable*	2L-4101-GR (1 m)	11-3
LockPro™ (HDMI Cable Lock)	2X-EA12	12-1
IR Receiver (38 KHz)	2XRT-0003G	12-1
Full Range IR Receiver (30-56 KHz)	2XRT-0003G-1	12-1
IR Emitter	2XRT-0004G	12-1

* Cables with different lengths are available, please refer to 11-3.

Compatible Receiver

Compatible Transmitter	Max. Distance	IR	4K	Seamless Switch™	Video Wall	POH
VE801R	70m**	N/A	•	N/A	N/A	N/A
VE802R	70m**	•	•	N/A	N/A	•
VE805R (with Scaler)	70m**	•	N/A	•	•	N/A
VE812R	70m	N/A	•	N/A	N/A	N/A
VE814R	70m	N/A***	•	N/A	N/A	N/A
VE601R (DVI)	70m**	N/A	N/A	N/A	N/A	N/A

** Cat 6a Ethernet cable is required to extend the distance up to 70 meters. *** VE814 extender's IR channel is not compatible with VM3404H / VM3909H.

VM6404H 4 x 4 4K HDMI Matrix Switch with Scaler

PRO

reddot award 2015
winner interface design

IR Channel

HDCP 2.2

HDMI™
HIGH DEFINITION MULTIMEDIA INTERFACE

4K

A/V In
HDMI

A/V Out
HDMI

RS-232
Control

EDID

FPGA
Design

4K
Scaler

Seamless
Switch

Video
Wall



Front



Rear



Features

- 4 x 4 HDMI I/O connections
- Supports 4K@60Hz, HDMI 2.0* and HDCP 2.2
- Multiple Control Methods – system management via front-panel pushbuttons, IR, RS-232 and Ethernet connections
- **4K Scaler** – features a video scaling function to integrate a video wall seamlessly with various output video formats*
- **Seamless Switch™** – features close-to-zero second switching that provides continuous video streams, real-time switching and stable signal transmissions*
- **Video Wall** – allows you to create custom video wall layouts via intuitive web GUI*
- **EDID Expert™** – selects configures optimum EDID settings for smooth power-up, high-quality display and use of the best resolution across different screens
- Firmware upgradable
- Rack-mountable
- **ESD protection** for HDMI

Note: *If Seamless Switch™ is enabled, the video output will not display 3D, Deep Color or interlace (i.e., 1080i) features. To use these features, you must disable Seamless Switching™.

Specifications

Function		VM6404H
Video Input	Interface	4 x HDMI Type A Female (Black)
	Impedance	100 Ω
	Max. Distance	1.8 m
Video Output	Interface	4 x HDMI Type A Female (Black)
	Impedance	100 Ω
	Max. Distance	15 m
Video	Max. Data Rate	10.2 Gbps (3.40 Gbps Per Lane)
	Max. Pixel Clock	340 MHz
	Compliance	HDMI (3D, Deep Color, 4K); HDCP 2.2 Compatible; Consumer Electronics Control (CEC)
	Max. Resolutions	Up to 4K@60Hz (4:2:0); 4K@30Hz (4:4:4)
	Max. Distance	Up to 15 m
Control	RS-232	Connector: 1 x DB-9 Female (Black); Baud Rate and Protocol: Baud Rate: 19200, Data Bits:8, Stop Bits:1, Parity: No, Flow Control: No
	IR	1 x Mini Stereo Jack Female (Black)
	Ethernet	Connector: 1 x RJ-45 Female
EDID Settings		EDID Mode: Default / Port1 / Remix / Customized (See page VIII for definition of each EDID mode)
Power	Connector	1 x 3-Prong AC Socket
	I/P Rating	100-240 VAC; 50-60Hz; 1.0A
	Consumption	120 VAC, 47.6W; 230 VAC, 47.5W
Environmental	Operating Temperature	0–50 °C
	Storage Temperature	-20–60 °C
	Humidity	0–80% RH, Non-Condensing
Physical Properties	Housing	Metal
	Weight	4.85 kg
	Dimensions (L x W x H)	43.24 x 30.73 x 4.40 cm
Carton Lot		1 pc

Included Accessories

	VM6404H
Power Cord	•
IR Receiver	•
IR Remote Control	•
Mounting Kit	•

Optional Accessories

Description	Part No. / Spec.	Page No.
HDMI Cable*	2L-7D02H-1 (2 m)	11-3
LockPro™ (HDMI Cable Lock)	2X-EA12	12-1
IR Remote Control	2XRT-0106G	12-1

* Cables with different lengths are available, please refer to 11-3.

VM5404H 4 x 4 HDMI Matrix Switch with Scaler
VM5808H 8 x 8 HDMI Matrix Switch with Scaler



reddot award 2015
winner interface design

PRO



Features

- 4 x 4 or 8 x 8 HDMI I/O connections
- Multiple Control Methods – system management via front panel pushbuttons, IR, RS-232 and Ethernet connections
- **Scaler** – features a video scaling function to integrate a video wall seamlessly with various output video formats*
- **Seamless Switch™** – features close-to-zero second switching that provides continuous video streams, real-time switching and stable signal transmissions*
- **Video Wall** – allows you to create custom video wall layouts via intuitive web GUI*
- **EDID Expert™** – selects optimum EDID settings for smooth power-up, high-quality display and use of the best resolution across different screens
- **ESD protection** for HDMI
- Firmware upgradable
- Rack-mountable

Note: If Seamless Switch™ is enabled, the video output will not display 3D, Deep Color or interlace (i.e., 1080i) features. To use these features, you must disable Seamless Switching™.

Specifications

Function		VM5404H / VM5808H
Video Input	Interface	VM5404H: 4 x HDMI Type A Female (Black); VM5808H: 8 x HDMI Type A Female (Black)
	Impedance	100 Ω
	Max. Distance	1.8 m
Video Output	Interface	VM5404H: 4 x HDMI Type A Female (Black); VM5808H: 8 x HDMI Type A Female (Black)
	Impedance	100 Ω
	Max. Distance	15 m
Video	Max. Data Rate	6.75 Gbps (2.25 Gbps Per Lane)
	Max. Pixel Clock	225 MHz
	Compliance	HDMI (3D, Deep Color), HDCP 1.4 Compatible Consumer Electronics Control (CEC)
	Max. Resolutions	Up to 1080p
Control	Max. Distance	Up to 15 m
	RS-232	Connector: 1 x DB-9 Female (Black), Baud Rate and Protocol: Baud Rate: 19200, Data Bits: 8, Stop Bits:1, Parity: No, Flow Control: No
	IR	1 x Mini Stereo Jack Female (Black)
EDID Settings		EDID Mode: Default / Port1 / Remix / Customized (See page VIII for definition of each EDID mode)
Power	Connector	1 x 3-Prong AC Socket
	I/P Rating	100-240 VAC; 50-60 Hz; 1.0A
	Consumption	VM5404H: 120 VAC, 36.6W; 230 VAC, 37.5W; VM5808H: 120 VAC, 60W; 230 VAC, 62W
Environmental	Operating Temperature	0–50 °C
	Storage Temperature	-20–60 °C
	Humidity	0–80% RH, Non-Condensing
Physical Properties	Housing	Metal
	Weight	VM5404H: 4.10 kg; VM5808H: 4.03 kg
	Dimensions (L x W x H)	43.20 x 26.20 x 4.40 cm
Carton Lot		1 pc

Included Accessories

	VM5404H / VM5808H
Power Cord	•
IR Remote Control	•
IR Receiver	•
Mounting Kit	•

Optional Accessories

Description	Part No. / Spec.	Page No.
HDMI Cable*	2L-7D02H-1 (2 m)	11-3
LockPro™ (HDMI Cable Lock)	2X-EA12	12-1
IR Remote Control	2XRT-0106G	12-1

* Cables with different lengths are available, please refer to 11-3.

VM0404HA 4 x 4 4K HDMI Matrix Switch **PRO**



Front



Rear

Features

- 4 x 4 HDMI I/O connections
- Supports up to 4K resolution
- Multiple Control Methods – system management via front-panel pushbuttons, IR and RS-232 connections
- **EDID Expert™** – selects optimum EDID settings for smooth power-up, high-quality display and use of the best resolution across different screens
- **ESD protection** for HDMI
- Firmware upgradable
- Rack-mountable

Specifications

Function		VM0404HA
Video Input	Interface	4 x HDMI Type A Female (Black)
	Impedance	100 Ω
	Max. Distance	1.8 m
Video Output	Interface	4 x HDMI Type A Female (Black)
	Impedance	100 Ω
	Max. Distance	15 m
Video	Max. Data Rate	3.4 Gbps (2.25 Gbps Per Lane)
	Max. Pixel Clock	340 MHz
	Compliance	HDMI (3D, Deep Color, 4K) HDCP 1.4 Compatible Consumer Electronics Control (CEC)
	Max. Resolutions	Up to 4K@60Hz (4:2:0); 4K@30Hz (4:4:4)
	Max. Distance	Up to 15 m
Control	RS-232	Connector: 1 x DB-9 Female (Black) Baud rate and protocol: Baud Rate: 19200, Data Bits: 8, Stop Bits: 1, Parity: No, Flow Control: No
	IR	1 x Mini Stereo Jack Female (Black)
EDID Settings		EDID Mode: Default / Port1 / Remix (See page VIII for definition of each EDID mode)
Connectors	F/W Upgrade	1 x Micro USB
Power	Connectors	1 x DC Jack (Black)
	Consumption	5 VDC
Environmental	Operating Temperature	0–50 °C
	Storage Temperature	-20–60 °C
	Humidity	0–80% RH, Non-Condensing
Physical Properties	Housing	Metal
	Weight	TBD
	Dimensions (L x W x H)	43.20 x 15.40 x 4.40 cm
Carton Lot		1 pc

Included Accessories

	VM0404HA
Power Adaptor	•
IR Remote Control	•
Mounting Kit	•

Optional Accessories

Description	Part No. / Spec.	Page No.
HDMI Cable*	2L-7D02H-1 (2 m)	11-3
LockPro™ (HDMI Cable Lock)	2X-EA12	12-1
IR Remote Control	2XRT-0101G	12-1

* Cables with different lengths are available, please refer to 11-3.

VM0808HA 8 x 8 4K HDMI Matrix Switch **PRO**



Front



Rear



Features

- 8 x 8 HDMI I/O connections
- Supports up to 4K resolution
- Multiple Control Methods – system management via front-panel pushbuttons, IR, RS-232 and Ethernet connections
- Extends IR transmission via IR extension cable
- **EDID Expert™** – selects optimum EDID settings for smooth power-up, high-quality display and use of the best resolution across different screens
- **ESD protection** for HDMI
- Firmware upgradable
- Rack-mountable

Specifications

Function		VM0808HA
Video Input	Interface	8 x HDMI Type A Female (Black)
	Impedance	100 Ω
	Max. Distance	1.8 m
Video Output	Interface	8 x HDMI Type A Female (Black)
	Impedance	100 Ω
	Max. Distance	15 m
Video	Max. Data Rate	10.2 Gbps (3.4 Gbps Per Lane)
	Max. Pixel Clock	340 MHz
	Compliance	HDMI (3D, Deep Color, 4K) HDCP 2.2 Compatible Consumer Electronics Control (CEC)
	Max. Resolutions	Up to 4K@60Hz (4:2:0); 4K@30Hz (4:4:4)
	Max. Distance	Up to 15 m
Control	RS-232	Connector: 1 x DB-9 Female (Black) Baud rate and protocol: Baud Rate: 19200, Data Bits: 8, Stop Bits:1, Parity: No, Flow Control: No
	IR	1 x Mini Stereo Jack Female (Black)
EDID Settings		EDID Mode: Default / Port1 / Remix / Customized (See page VIII for definition of each EDID mode)
Power	Connectors	1 x 3-Prong AC Socket
	I/P Rating	100-240 VAC; 50-60 Hz; 1.0A
	Consumption	120 VAC, 32W; 230 VAC, 34W
Environmental	Operating Temperature	0–50 °C
	Storage Temperature	-20–60 °C
	Humidity	0–80% RH, Non-Condensing
Physical Properties	Housing	Metal
	Weight	TBD
	Dimensions (L x W x H)	43.24 x 27.12 x 4.40 cm
Carton Lot		1 pc

Included Accessories

	VM0808HA
Power Cord	•
IR Remote Control	•
IR Receiver	•
Mounting Kit	•

Optional Accessories

Description	Part No. / Spec.	Page No.
HDMI Cable*	2L-7D02H-1 (2 m)	11-3
IR Extension Cable	2XRT-0003G	12-1
LockPro™ (HDMI Cable Lock)	2X-EA12	12-1
IR Remote Control	2XRT-0003G	12-1

* Cables with different lengths are available, please refer to 11-3.

VM0404H 4 x 4 HDMI Matrix Switch **PRO**



Features

- 4 x 4 HDMI I/O connections
- Multiple Control Methods – system management via front-panel pushbuttons, IR and RS-232 connections
- **Power-on Detection** – switches to the next powered-on source when one source is powered off
- **EDID Expert™** – selects optimum EDID settings for smooth power-up, high-quality display and use of the best resolution across different screens
- Rack-mountable
- **ESD protection** for HDMI

Specifications

Function		VM0404H	
Video Input	Interface	4 x HDMI Type A Female (Black)	
	Impedance	100 Ω	
	Max. Distance	1.8 m	
Video Output	Interface	4 x HDMI Type A Female (Black)	
	Impedance	100 Ω	
	Max. Distance	15 m	
Video	Max. Data Rate	6.75 Gbps (2.25 Gbps Per Lane)	
	Max. Pixel Clock	225 MHz	
	Compliance	HDMI (3D, Deep Color) HDCP 1.4 Compatible Consumer Electronics Control (CEC)	
	Max. Resolutions	Up to 1080p	
Control	RS-232	Max. Distance	15 m
		Connector: 1 x DB-9 Female (Black) Baud Rate and Protocol: Baud Rate: 19200, Data Bits: 8, Stop Bits: 1, Parity: No, Flow Control: No	
EDID Settings		EDID Mode: Default / Port1 / Remix / Customized (See page VIII for definition of each EDID mode)	
Power	Connector	1 x DC Jack (Black)	
	Consumption	5.3 VDC, 9W	
Environmental	Operating Temperature	0–50 °C	
	Storage Temperature	-20–60 °C	
	Humidity	0–80% RH, Non-Condensing	
Physical Properties	Housing	Metal	
	Weight	1.86 kg	
	Dimensions (L x W x H)	43.70 x 15.96 x 4.40 cm	
Carton Lot		3 pcs	

Included Accessories

	VM0404H
Power Adapter	•
IR Remote Control	•
Mounting Kit	•

Optional Accessories

Description	Part No. / Spec.	Page No.
HDMI Cable*	2L-7D02H-1 (2 m)	11-3
IR Remote Control	2XRT-0101G	12-1

* Cables with different lengths are available, please refer to 11-3.

VM0808H 8 x 8 HDMI Matrix Switch

PRO



Features

- 8 x 8 HDMI I/O connections
- Multiple Control Methods – system management via front-panel pushbuttons, IR, RS-232 and Ethernet connections
- Extends IR transmission via IR extension cable
- **Power-on Detection** – switches to the next powered-on source when one source is powered off
- **EDID Expert™** – selects optimum EDID settings for smooth power-up, high-quality display and use of the best resolution across different screens
- **ESD protection** for HDMI
- Firmware upgradable
- Rack-mountable

Specifications

Function		VM0808H
Video Input	Interface	8 x HDMI Type A Female (Black)
	Impedance	100 Ω
	Max. Distance	1.8 m
Video Output	Interface	8 x HDMI Type A Female (Black)
	Impedance	100 Ω
	Max. Distance	15 m
Video	Max. Data Rate	6.75 Gbps (2.25 Gbps Per Lane)
	Max. Pixel Clock	225 MHz
	Compliance	HDMI (3D, Deep Color) HDCP 1.4 Compatible Consumer Electronics Control (CEC)
	Max. Resolutions	Up to 1080p
Control	Max. Distance	15 m
	RS-232	Connector: 1 x DB-9 Female (Black) Baud Rate and Protocol: Baud Rate: 19200, Data Bits: 8, Stop Bits: 1, Parity: No, Flow Control: No
EDID Settings	IR	1 x Mini Stereo Jack Female (Black)
	EDID Mode	EDID Mode: Default / Port1 / Remix (See page VIII for definition of each EDID mode)
Power	Connector	1 x 3-Prong AC Socket
	I/P Rating	100-240 VAC; 50-60 Hz; 1.0A
	Consumption	120 VAC, 32W; 230 VAC, 34W
Environmental	Operating Temperature	0–50 °C
	Storage Temperature	-20–60 °C
	Humidity	0–80% RH, Non-Condensing
Physical Properties	Housing	Metal
	Weight	4.01 kg
	Dimensions (L x W x H)	43.24 x 27.12 x 4.40 cm
Carton Lot		1 pc

Included Accessories

	VM0808H
Power Cord	•
IR Remote Control	•
IR Receiver	•
Mounting Kit	•

Optional Accessories

Description	Part No. / Spec.	Page No.
HDMI Cable*	2L-7D02H-1 (2 m)	11-3
IR Extension Cable	2XRT-0003G	12-1
IR Remote Control	2XRT-0106G	12-1

* Cables with different lengths are available, please refer to 11-3.

VM5404D 4 x 4 DVI Matrix Switch with Scaler
VM5808D 8 x 8 DVI Matrix Switch with Scaler



reddot award 2015
winner interface design

PRO



Front VM5404D



VM5808D

Rear VM5404D



VM5808D

Features

- 4 x 4 or 8 x 8 DVI I/O connections
- Multiple Control Methods – system management via front-panel pushbuttons, IR, RS-232 and Ethernet connections
- Extends IR transmission via IR extension cable
- **Scaler** – features a video scaling function to integrate a video wall seamlessly with various output video formats
- **Seamless Switch™** – features close-to-zero second switching that provides continuous video streams, real-time switching and stable signal transmissions
- **Video Wall** – allows you to create custom video wall layouts via intuitive web GUI
- **EDID Expert™** – selects optimum EDID settings for smooth power-up, high-quality display and use of the best resolution across different screens
- Firmware upgradable
- Rack-mountable

Specifications

Function		VM5404D / VM5808D
Video Input	Interface	VM5404D: 4 x DVI-D Female (White); VM5808D: 8 x DVI-D Female (White)
	Impedance	100 Ω
	Max. Distance	1.8 m
Video Output	Interface	VM5404D: 4 x DVI-D Female (White); VM5808D: 8 x DVI-D Female (White)
	Impedance	100 Ω
Video	Max. Data Rate	6.75 Gbps (2.25 Gbps Per Lane)
	Max. Pixel Clock	225 MHz
	Compliance	HDCP 1.4 Compatible
	Max. Resolutions	Up to 1920 x 1200
	Max. Distance	Up to 5 m
Control	RS-232	Connector: 1 x DB-9 Female (Black) Baud Rate and Protocol: Baud Rate: 19200, Data Bits: 8, Stop Bits:1, Parity: No, Flow Control: No
	IR	1 x Mini Stereo Jack Female (Black)
EDID Settings		EDID Mode: Default / Port1 / Remix / Customized (See page VIII for definition of each EDID mode)
Power	Connector	1 x 3-Prong AC Socket
	I/P Rating	100-240 VAC; 50-60 Hz; 1.0A
	Consumption	VM5404D: 120 VAC, 34.1W; 230 VAC, 34.4W VM5808D: 120 VAC, 56.4W; 230 VAC, 55.9W
Environmental	Operating Temperature	0–50 °C
	Storage Temperature	-20–60 °C
	Humidity	0–80% RH, Non-Condensing
Physical Properties	Housing	Metal
	Weight	VM5404D: 3.50 kg; VM5808D: 4.25 kg
	Dimensions (L x W x H)	43.24 x 25.98 x 4.40 cm
Carton Lot		1 pc

Included Accessories

	VM5404D / VM5808D
Power Cord	•
IR Remote Control	•
IR Receiver	•
Mounting Kit	•

Optional Accessories

Description	Part No. / Spec.	Page No.
DVI-D cable*	2L-7D03DD (3 m)	11-3
IR Extension Cable	2XRT-0003G	12-1
IR Remote Control	2XRT-0106G	12-1

* Cables with different lengths are available, please refer to 11-3.

VM0404 4 x 4 Video Matrix Switch with Audio



Features

- 4 x 4 VGA I/O connections with audio
- Multiple Control Methods – system management via front-panel pushbuttons, IR and RS-232 connections
- Extends IR transmission via IR extension cable
- **EDID Expert™** – selects optimum EDID settings for smooth power-up, high-quality display and use of the best resolution across different screens
- Rack-mountable

Specifications

Function		VM0404
Video Input	Interface	4 x HDB-15 Male (Blue)
	Impedance	75 Ω
	Max. Distance	1.8 m
Video Output	Interface	4 x HDB-15 Female (Blue)
	Impedance	75 Ω
	Max. Distance	30 m
Video	Max. Bandwidth	300 MHz
	Max. Resolutions	Up to 1920 x 1200
	Max. Distance	Up to 30 m
Audio	Input	4 x Mini Stereo Jack Female (Green)
	Output	4 x Mini Stereo Jack Female (Green)
Control	RS-232	Connector: 1 x DB-9 Female (Black) Baud Rate and Protocol: Baud Rate: 19200, Data Bits: 8, Stop Bits: 1, Parity: No, Flow Control: No
	IR	1 x Mini Stereo Jack Female (Black)
EDID Settings		EDID Mode: Default / Port1 / Remix / Auto (See page VIII for definition of each EDID mode)
Power	Connector	1 x DC Jack (Black)
	Consumption	5.3 VDC, 2.7W
Environmental	Operating Temperature	0–50 °C
	Storage Temperature	-20–60 °C
	Humidity	0–80% RH, Non-Condensing
Physical Properties	Housing	Metal
	Weight	0.87 kg
	Dimensions (L x W x H)	26.00 x 7.61 x 4.40 cm
Carton Lot		5 pcs

Included Accessories

	VM0404
Power Adapter	•

Optional Accessories

Description	Part No. / Spec.	Page No.
VGA / Audio Cable	2L-2402A	11-3
IR Extension Cable	2XRT-0003G	12-1
IR Remote Control	2XRT-0106G	12-1
Mounting Kit	2X-020G	12-1

VM0808 8 x 8 Video Matrix Switch + Audio **PRO**



Features

- 8 x 8 VGA I/O connections with audio
- Multiple Control Methods – system management via front-panel pushbuttons, IR and RS-232 connections
- Extends IR transmission via IR extension cable
- **Power-on Detection** – switches to the next powered-on source when one source is powered off
- **EDID Expert™** – selects optimum EDID settings for smooth power-up, high-quality display and use of the best resolution across different screens
- Rack-mountable

Specifications

Function		VM0808
Video Input	Interface	8 x HDB-15 Male (Blue)
	Impedance	75 Ω
	Max. Distance	1.8 m
Video Output	Interface	8 x HDB-15 Female (Blue)
	Impedance	75 Ω
	Max. Distance	30 m
Video	Max. Bandwidth	500 MHz
	Max. Resolutions	Up to 1920 x 1200
	Max. Distance	Up to 30 m
Audio	Input	8 x Mini Stereo Jack Female (Green)
	Output	8 x Mini Stereo Jack Female (Green)
Control	RS-232	Connector: 1 x DB-9 Female (Black) Baud Rate and Protocol: Baud Rate: 19200, Data Bits: 8, Stop Bits: 1, Parity: No, Flow Control: No
	IR	1 x Mini Stereo Jack Female (Black)
EDID Settings		EDID Mode: Default / Port1 / Remix / Auto (See page VIII for definition of each EDID mode)
Power	Connector	1 x 3-Prong AC Socket
	Consumption	120 VAC, 7W; 230 VAC, 8W
Environmental	Operating Temperature	0–50 °C
	Storage Temperature	-20–60 °C
	Humidity	0–80% RH, Non-Condensing
Physical Properties	Housing	Metal
	Weight	2.48 kg
	Dimensions (L x W x H)	43.72 x 16.78 x 4.40 cm
Carton Lot		1 pc

Included Accessories

	VM0808
Power Cord	•
IR Remote Control	•
IR Receiver	•
Mounting Kit	•

Optional Accessories

Description	Part No. / Spec.	Page No.
VGA / Audio Cable	2L-2402A	11-3
IR Extension Cable	2XRT-0003G	12-1
IR Remote Control	2XRT-0106G	12-1

VS0202 2 x 2 Video Matrix Switch



Front



Rear



Features

- 2 x 2 VGA I/O connections with audio
- Each output can toggle between 2 inputs via front-panel pushbuttons

Specifications

Function		VS0202
Video Input	Interface	2 x HDB-15 Male (Blue)
	Impedance	75 Ω
	Max. Distance	1.8 m
Video Output	Interface	2 x HDB-15 Female (Blue)
	Impedance	75 Ω
Video	Max. Bandwidth	200 MHz
	Max. Resolutions	Up to 1920 x 1200
	Max. Distance	Up to 30 m
Audio	Input	2 x Mini Stereo Jack Female (Green)
	Output	2 x Mini Stereo Jack Female (Green)
Power	Connector	1 x DC Jack
	Consumption	5.3 VDC, 2.39W
Environmental	Operating Temperature	0–50 °C
	Storage Temperature	-20–60 °C
	Humidity	0–80% RH, Non-Condensing
Physical Properties	Housing	Metal
	Weight	0.47 kg
	Dimensions (L x W x H)	13.00 x 7.61 x 4.40 cm
Carton Lot		20 pcs

Included Accessories


	VS0202
VGA / Audio Cable	•
Power Adapter	•

Optional Accessories

Description	Part No. / Spec.	Page No.
VGA / Audio Cable	2L-2402A	11-3

Video Switches

ATEN video switches allow you to conveniently display the video output of 1 to 8 high resolution computer or source devices on a single monitor. All models offer easy source selection via pushbuttons, RS-232 or IR remote control, meaning you never have to reach behind the monitor. With support for the full range of video standards and many models with audio functionality, ATEN video switches are the perfect choice for meeting rooms, laboratories, research centers, information management centers and home theater applications.



- **Quick and Easy Port Selection**

The switches offer two methods to quickly and easily select the desired media source device among multiple sources: with pushbuttons located on the device and with an IR remote control. Use of the remote control lets you select source devices without having to get up and move to the switch to perform the selection with the pushbuttons.

- **Flexible Deployment**

By combining the switch with an external IR receiver you can locate it close to the media source. This provides greater video quality by keeping the cable distance shorter, while allowing you to control the media selection from a more comfortable location.

- **Outstanding Multimedia Support**

Audio signals from the source devices are transmitted together with the video – eliminating the need for a separate audio installation for each source and delivering an outstanding A/V experience when working with modern multimedia applications.

- **Control System Integration**

The built-in RS-232 serial port allows you to effortlessly integrate your own control system and customize the control process according to your needs. RS-232 channel support also gives you the ability to integrate serial connectivity devices – such as barcode scanners, POS terminals, kiosk touch screens and more – as part of the installation.

Note: 1.The features highlighted above are not available in all products. Please refer to each product page for more details.

2.Product information is subject to change without prior notice.



Specifications at a Glance

Model	VS381	VS481A	VS481B	VS0801H
Interface	HDMI	HDMI	HDMI	HDMI
Inputs to Outputs	3 to 1	4 to 1	4 to 1	8 to 1
Max Video Resolution	1080p	1080p	4K@60 Hz (4:2:0); 4K@30 Hz (4:4:4)	1080p
Audio	• (HDMI)	• (HDMI)	• (HDMI)	• (HDMI)
Auto Switch	N/A	N/A	•	•
Power-on Detection	N/A	•	N/A	N/A
RS-232 Control	N/A	•	•	•
IR Remote Control	•	•	•	•

Model	VS482	VS261	VS461	VS0201	VS0401
Interface	HDMI	DVI	DVI	VGA	VGA
Inputs to Outputs	4 to 2	2 to 1	4 to 1	2 to 1	4 to 1
Max Video Resolution	1080p	1920 x 1200	1920 x 1200	1920 x 1440	1920 x 1440
Audio	• (HDMI)	•	•	•	•
Auto Switch	•	N/A	N/A	•	•
Power-on Detection	N/A	•	•	N/A	N/A
RS-232 Control	•	N/A	N/A	•	•
IR Remote Control	•	•	•	• (Optional)	• (Optional)

Model	VS0801A	VS201	VS291	VS491	VS881
Interface	VGA	VGA	VGA	VGA	VGA
Inputs to Outputs	8 to 1	2 to 1	2 to 1	4 to 1	8 to 1
Max Video Resolution	1920 x 1440	1920 x 1440	1920 x 1440	1920 x 1440	1920 x 1440
Audio	•	N/A	N/A	N/A	N/A
Auto Switch	•	•	N/A	N/A	•
RS-232 Control	•	N/A	N/A	N/A	N/A
IR Remote Control	•	N/A	N/A	N/A	•

VS381 3-Port HDMI Switch



Front



Rear



Features

- 3 x 1 HDMI I/O connections
- Video switching between input sources via front-panel pushbuttons / IR remote control
- Front-Panel LED indication of port and power status

Specifications

Function		VS381
Video Input	Interface	3 x HDMI Type A Female (Black)
	Impedance	100 Ω
	Max. Distance	1.8 m
Video Output	Interface	1 x HDMI Type A Female (Black)
	Impedance	100 Ω
Video	Max. Data Rate	6.75 Gbps (2.25 Gbps Per Lane)
	Max. Pixel Clock	225 MHz
	Compliance	HDMI (3D, Deep Color) HDCP 1.4 Compatible
	Max. Resolutions	Up to 1080p
	Max. Distance	Up to 15 m
Audio	Input	3 x HDMI Type A Female (Black)
	Output	1 x HDMI Type A Female (Black)
Control	IR	1 x Mini Stereo Jack Female (Black)
Power	Connector	1 x DC Jack
	Consumption	5 VDC, 3W
Environmental	Operating Temperature	0–50 °C
	Storage Temperature	-20–60 °C
	Humidity	0–80% RH, Non-Condensing
Physical Properties	Housing	Plastic
	Weight	0.07 kg
	Dimensions (L x W x H)	9.60 x 5.12 x 2.24 cm
Carton Lot		40 pcs

Included Accessories

	VS381
IR Remote Control	•

Optional Accessories

Description	Part No. / Spec.	Page No.
HDMI Cable*	2L-7D02H-1 (2 m)	11-3

* Cables with different lengths are available, please refer to 11-3.

VS481A 4-Port HDMI Switch



Front



Rear



Features

- 4 x 1 HDMI I/O connections
- Video switching between input sources via front-panel pushbuttons / IR remote control / RS-232 serial device
- **Power-on Detection** – switches to the next powered-on source when one source is powered off

Specifications

Function		VS481A
Video Input	Interface	4 x HDMI Type A Female (Black)
	Impedance	100 Ω
	Max. Distance	1.8 m
Video Output	Interface	1 x HDMI Type A Female (Black)
	Impedance	100 Ω
Video	Max. Data Rate	6.75 Gbps (2.25 Gbps Per Lane)
	Max. Pixel Clock	225 MHz
	Compliance	HDMI (3D, Deep Color) HDCP 1.4 Compatible Consumer Electronics Control (CEC)
	Max. Resolutions	Up to 1080p
	Max. Distance	Up to 15 m
Audio	Input	4 x HDMI Type A Female (Black)
	Output	1 x HDMI Type A Female (Black)
Control	RS-232	Connector: 1 x DB-9 Female (Black) Baud Rate and Protocol: Baud Rate: 19200, Data Bits: 8, Stop Bits: 1, Parity: No, Flow Control: No
Power	Connector	1 x DC Jack
	Consumption	5 VDC, 2.4W
Environmental	Operating Temperature	0–50 °C
	Storage Temperature	-20–60 °C
	Humidity	0–80% RH, Non-Condensing
Physical Properties	Housing	Metal
	Weight	0.47 kg
	Dimensions (L x W x H)	20.00 x 8.27 x 2.50 cm
Carton Lot		10 pcs

Included Accessories

	VS481A
HDMI Cable	•
IR Remote Control	•
Power Adapter	•

Optional Accessories

Description	Part No. / Spec.	Page No.
HDMI Cable*	2L-7D02H-1 (2 m)	11-3
IR Remote Control	2XRT-0101G	12-1

* Cables with different lengths are available, please refer to 11-3.

VS481B 4-Port HDMI Switch **PRO**



Front



Rear



Features

- 4 x 1 HDMI I/O connections
- HDCP 2.2 compatible, and supports 4K video switching
- **Auto Switch Mode** – allows auto switching to a selected port with priority setting when a source is connected to the port
- **Instant Switching** between input sources via front-panel pushbuttons / IR remote control / RS-232 serial device
- Extends IR transmission via IR extension cable

Specifications

Function		VS481B
Video Input	Interface	4 x HDMI Type A Female (Black)
	Impedance	100 Ω
	Max. Distance	1.8 m
Video Output	Interface	1 x HDMI Type A Female (Black)
	Impedance	100 Ω
	Max. Distance	15 m
Video	Max. Data Rate	9 Gbps (3 Gbps Per Lane)
	Max. Pixel Clock	300 MHz
	Compliance	HDMI (3D, Deep Color, 4K) HDCP 2.2 Compatible Consumer Electronics Control (CEC)
	Max. Resolutions	Up to 4K@60 Hz (4:2:0); 4K@30Hz (4:4:4)
	Max. Distance	Up to 15 m
Audio	Input	4 x HDMI Type A Female (Black)
	Output	1 x HDMI Type A Female (Black)
Control	RS-232	Connector: 1 x DB-9 Female (Black) Baud Rate and Protocol: Baud Rate: 19200, Data Bits: 8, Stop Bits:1, Parity: No, Flow Control: No
	IR	1 x Mini Stereo Jack Female (Black)
Power	Connector	1 x DC Jack
	Consumption	5 VDC, 5W
Environmental	Operating Temperature	0–50 °C
	Storage Temperature	-20–60 °C
	Humidity	0–80% RH, Non-Condensing
Physical Properties	Housing	Metal
	Weight	0.48 kg
	Dimensions (L x W x H)	20.00 x 8.25 x 2.50 cm
Carton Lot		10 pcs

Included Accessories

	VS481B
HDMI Cable	•
IR Remote Control	•
Power Adapter	•

Optional Accessories

Description	Part No. / Spec.	Page No.
HDMI Cable*	2L-7D02H-1 (2 m)	11-3
IR Extension Cable	2XRT-003G	12-1
IR Remote Control	2XRT-0101G	12-1

* Cables with different lengths are available, please refer to 11-3.

VS0801H 8-Port HDMI Switch **PRO**



Front



Rear



Features

- 8 x 1 HDMI I/O connections
- Video switching via front-panel pushbuttons / IR remote control / RS-232 serial device
- **Auto Switch Mode** – allows auto switching to a selected port with priority setting when a source is connected to the port
- Rack-mountable

Specifications

Function		VS0801H
Video Input	Interface	8 x HDMI Type A Female (Black)
	Impedance	100 Ω
	Max. Distance	1.8 m
Video Output	Interface	1 x HDMI Type A Female (Black)
	Impedance	100 Ω
Video	Max. Data Rate	6.75 Gbps (2.25 Gbps Per Lane)
	Max. Pixel Clock	225 MHz
	Compliance	HDMI (3D, Deep Color) HDCP 1.4 Compatible Consumer Electronics Control (CEC)
	Max. Resolutions	Up to 1080p
	Max. Distance	Up to 15 m
Audio	Input	8 x HDMI Type A Female (Black)
	Output	1 x HDMI Type A Female (Black)
Control	RS-232	Connector: 1 x DB-9 Female (Black) Baud Rate and Protocol: Baud Rate: 19200, Data Bits: 8, Stop Bits: 1, Parity: No, Flow Control: No
Power	Connector	1 x DC Jack
	Consumption	5.3 VDC, 3.71W
Environment	Operating Temperature	0–50 °C
	Storage Temperature	-20–60 °C
	Humidity	0–80% RH, Non-Condensing
Physical Properties	Housing	Metal
	Weight	1.75 kg
	Dimensions (L x W x H)	43.70 x 15.98 x 4.40 cm
Carton Lot		3 pcs

Included Accessories

	VS0801H
IR Remote Control	•
Power Adapter	•
Mounting Kit	•

Optional Accessories

Description	Part No. / Spec.	Page No.
HDMI Cable*	2L-7D02H-1 (2 m)	11-3
IR Remote Control	2XRT-0007G	12-1

* Cables with different lengths are available, please refer to 11-3.

VS482 4-Port Dual View HDMI Switch **PRO**



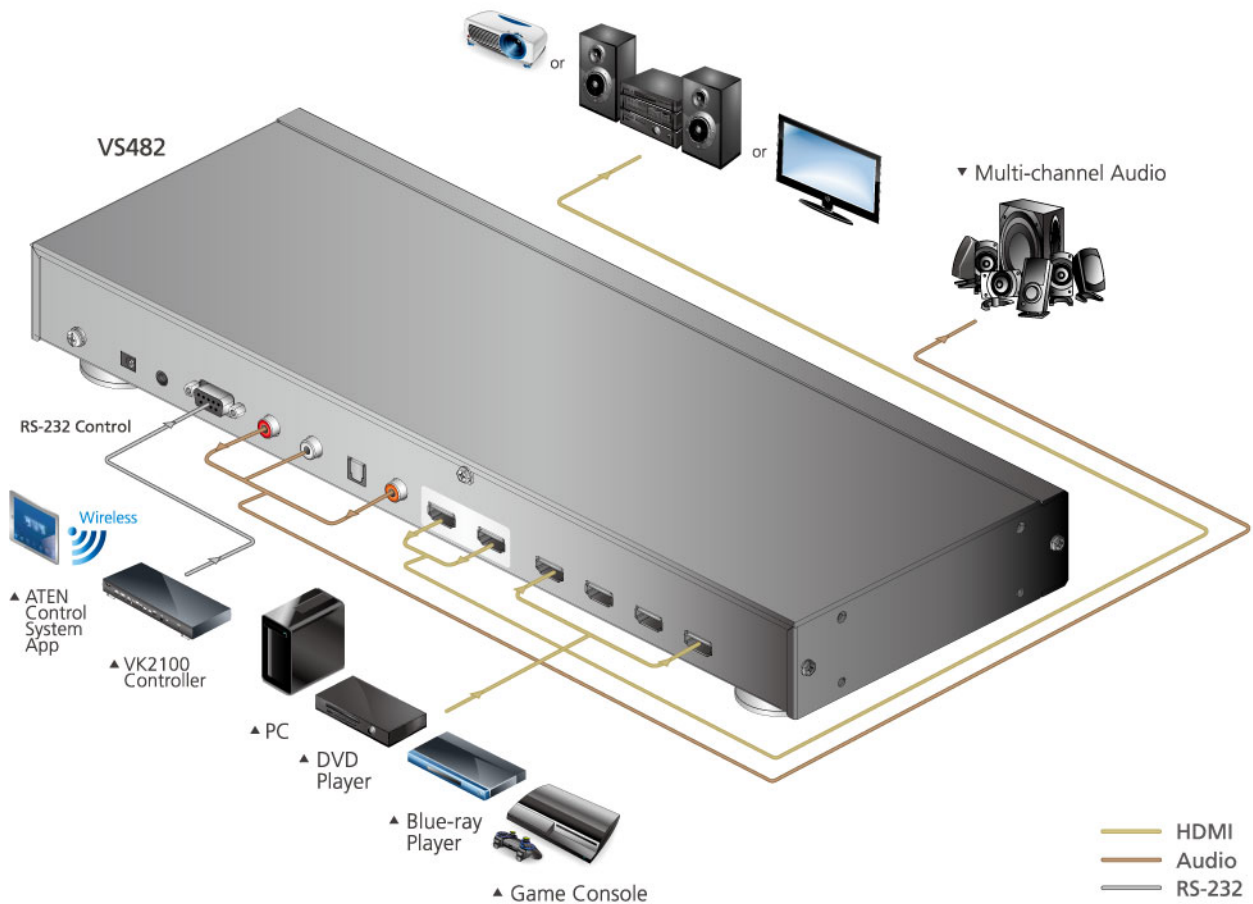
Features

- 4 x 2 HDMI I/O connections
- **Instant switching** via front-panel pushbuttons / IR remote control / RS-232 serial device
- **Auto Switch Mode** – allows auto switching to a selected port with priority setting when a source is connected to the port
- **On-Screen Display (OSD)** for system configuration settings and information display
- **Audio Return Channel (ARC) function** – audio from an HDMI source can be sent to an audio/video receiver by connecting an HDMI cable to the ARC port
- **EDID Expert™** – selects optimum EDID settings for smooth power-up, high-quality display and use of the best resolution across different screens
- Extends IR transmission via IR extension cable
- Rack-mountable

Setup > VS482

6

Video Switches



Specifications

Function		VS482
Video Input	Interface	4 x HDMI Type A Female (Black)
	Impedance	100 Ω
	Max. Distance	1.8 m
Video Output	Interface	2 x HDMI Type A Female (Black)
	Impedance	100 Ω
	Max. Distance	15 m
Video	Max. Data Rate	6.75 Gbps (2.25 Gbps Per Lane)
	Max. Pixel Clock	225 MHz
	Compliance	HDMI (3D, Audio Return Channel, Deep Color) HDCP 1.4 Compatible Consumer Electronics Control (CEC)
	Max. Resolutions	Up to 1080p
	Max. Distance	Up to 15 m
Audio	Input	4 x HDMI Type A Female (Black)
	Output	Analog: 2 x RCA (Red / White) Digital: 1 x HDMI Type A Female (Black) 1 x Toslink (Black) 1 x RCA (Orange)
Control	RS-232	Connector: 1 x DB-9 Female (Black) Baud Rate and Protocol: Baud Rate: 19200, Data Bits: 8, Stop Bits: 1, Parity: No, Flow Control: No
	IR	1 x Mini Stereo Jack Female (Black)
EDID Settings		EDID Mode: Default / Port1 / Auto (See page VIII for definition of each EDID mode)
Power	Connector	1 x DC Jack
	Consumption	5.3 VDC, 6.95W
Environmental	Operating Temperature	0–50 °C
	Storage Temperature	-20–60 °C
	Humidity	0–80% RH, Non-Condensing
Physical Properties	Housing	Metal
	Weight	2.16 kg
	Dimensions (L x W x H)	43.72 x 15.86 x 4.40 cm
Carton Lot		3 pcs

Included Accessories

	VS482
IR Remote Control	•
Power Adapter	•
Mounting Kit	•

Optional Accessories

Description	Part No. / Spec.	Page No.
HDMI Cable*	2L-7D02H-1 (2 m)	11-3
IR Extension Cable	2XRT-0003G	12-1
IR Remote Control	2XRT-0010G	12-1

* Cables with different lengths are available, please refer to 11-3.

VS261 / VS461 2/4-Port DVI Video Switch



Features

- 2 x 1 or 4 x 1 DVI I/O connections
- Video switching via front-panel pushbuttons / IR remote control
- **Power-on Detection** – switches to the next powered-on source when one source is powered off

Specifications

Function		VS261 / VS461
Video Input	Interface	VS261: 2 x DVI-I Female (White) VS461: 4 x DVI-I Female (White)
	Impedance	100 Ω
	Max. Distance	1.8 m
Video Output	Interface	1 x DVI-I Female (White)
	Impedance	100 Ω
	Max. Distance	5 m
Video	Max. Data Rate	6.75 Gbps (2.25 Gbps Per Lane)
	Max. Pixel Clock	225 MHz
	Compliance	HDCP 1.4 Compatible
	Max. Resolutions	Up to 1920 x 1200
	Max. Distance	Up to 5 m
Audio	Input	VS261: 4 x Stereo RCA Jack Female (Red / White) VS461: 8 x Stereo RCA Jack Female (Red / White)
	Output	2 x Stereo RCA Jack Female (Red/White)
Power	Connector	1 x DC Jack
	Consumption	VS261: 5.3 VDC, 1.91W; VS461: 5.3 VDC, 4.93 W
Environmental	Operating Temperature	0–50 °C
	Storage Temperature	-20–60 °C
	Humidity	0–80% RH, Non-Condensing
Physical Properties	Housing	Metal
	Weight	VS261: 0.50 kg VS461: 0.75 kg
	Dimensions (L x W x H)	VS261: 14.00 x 8.80 x 5.55 cm VS461: 21.00 x 8.80 x 5.55 cm
Carton Lot		10 pcs

Included Accessories

	VS261 / VS461
IR Remote Control	•
Power Adapter	•

Optional Accessories

Description	Part No. / Spec.	Page No.
IR Remote Control	2XRT-0101G	12-1

VS0201 / VS0401 2/4-Port VGA Switch with Audio



(Optional)



Features

- 2 x 1 or 4 x 1 VGA I/O connections
- **Auto Switch Mode** – allows auto switching to a selected port with priority setting when a source is connected to the port
- Video switching via front-panel pushbuttons / IR remote control / RS-232 serial device
- Extends IR transmission via IR extension cable
- Rack-mountable (VS0401)

Specifications

Function		VS0201 / VS0401
Video Input	Interface	VS0201: 2 x HDB-15 Male (Blue); VS0401: 4 x HDB-15 Male (Blue)
	Impedance	75 Ω
	Max. Distance	1.8 m
Video Output	Interface	1 x HDB-15 Female (Blue)
	Impedance	75 Ω
	Max. Distance	30 m
Video	Max. Bandwidth	300 MHz
	Max. Resolutions	Up to 1920 x 1440
	Max. Distance	Up to 30 m
Audio	Input	VS0201: 2 x Mini Stereo Jack Female (Green) VS0401: 4 x Mini Stereo Jack Female (Green)
	Output	1 x Mini Stereo Jack Female (Green)
Control	RS-232	Connector: 1 x DB-9 Female (Black) Baud Rate and Protocol: Baud Rate: 19200, Data Bits: 8, Stop Bits: 1, Parity: No, Flow Control: No
	IR	1 x Mini Stereo Jack Female (Black)
Power	Connector	1 x DC Jack
	Consumption	5.3 VDC, 0.55W
Environmental	Operating Temperature	0–50 °C
	Storage Temperature	-20–60 °C
	Humidity	0–80% RH, Non-Condensing
Physical Properties	Housing	Metal
	Weight	VS0201: 0.45 kg; VS0401: 0.66 kg
	Dimensions (L x W x H)	VS0201: 13.00 x 7.61 x 4.40 cm; VS0401: 20.00 x 7.61 x 4.40 cm
Carton Lot		5 pcs

Included Accessories

	VS0201 / VS0401
Power Adapter	•

Optional Accessories

Description	Part No. / Spec.	Page No.
VGA / Audio Cable	2L-2402A	11-3
IR Extension Cable	2XRT-0003G	12-1
IR Remote Control	2XRT-0101G	12-1
Mounting Kit (VS0401)	2X-020G	12-1

VS0801A 8-Port VGA Switch with Auto Switching



Front



Rear



Features

- 8 x 1 VGA I/O connections
- **Auto Switch Mode** – allows auto switching to a selected port with priority setting when a source is connected to the port
- An optional **Port-Switching VGA cable** featuring a port-switching button can be installed between the switch and a source device for video switching
- Video switching via front-panel pushbuttons / IR remote control / RS-232 serial device / port-switching cable
- Front-Panel LED indication of power and port status
- Rack-mountable

Specifications

Function		VS0801A
Video Input	Interface	8 x HDB-15 Male (Blue)
	Impedance	75 Ω
	Max. Distance	1.8 m
Video Output	Interface	1 x HDB-15 Female (Blue)
	Impedance	75 Ω
Video	Max. Bandwidth	300 MHz
	Max. Resolutions	Up to 1920 x 1440
	Max. Distance	Up to 30 m
Audio	Input	8 x Mini Stereo Jack Female (Green)
	Output	1 x Mini Stereo Jack Female (Green)
Control	RS-232	Connector: 1 x DB-9 Female (Black) Baud Rate and Protocol: Baud Rate: 19200, Data Bits: 8, Stop Bits:1, Parity: No, Flow Control: No
Power	Connector	1 x DC Jack
	Consumption	5.3 VDC, 1.01W
Environmental	Operating Temperature	0–50 °C
	Storage Temperature	-20–60 °C
	Humidity	0–80% RH, Non-Condensing
Physical Properties	Housing	Metal
	Weight	2.10 kg
	Dimensions (L x W x H)	43.70 x 15.98 x 4.40 cm
Carton Lot		3 pcs

Included Accessories

	VS0801A
IR Remote Control	•
Power Adapter	•
Mounting Kit	•

Optional Accessories

Description	Part No. / Spec.	Page No.
Port Switching VGA Cable	2L-5202B / 2L-5203B / 2L-5205B	12-1
IR Remote Control	2XRT-0007G	12-1

VS201 2-Port Video Switch



Features

- 2 x 1 VGA I/O connections
- Compact design with convenient topside connection—lays flat on a desktop or mounts on a wall
- **Auto Switch Mode** – allows auto switching to a selected port with priority setting via a slide switch when a source is connected to the port

Specifications

Function		VS201
Video Input	Interface	2 x HDB-15 Male (Blue)
	Impedance	75 Ω
	Max. Distance	1.8 m
Video Output	Interface	1 x HDB-15 Female (Blue)
	Impedance	75 Ω
	Max. Distance	30 m
Video	Max. Bandwidth	300 MHz
	Max. Resolutions	Up to 1920 x 1440
	Max. Distance	Up to 30 m
Power	Connector	1 x DC Jack
	Consumption	5.3 VDC, 0.32W
Environmental	Operating Temperature	0–50 °C
	Storage Temperature	-20–60 °C
	Humidity	0–80% RH, Non-Condensing
Physical Properties	Housing	Metal
	Weight	0.20 kg
	Dimensions (L x W x H)	10.36 x 7.90 x 2.79 cm
Carton Lot		20 pcs


Included Accessories

	VS201
Power Adapter	•

VS291 / VS491 2/4-Port Video Switch



Rear



Features

- 2 x 1 or 4 x 1 VGA I/O connections
- Video switching via the topside pushbutton

Specifications

Function		VS291 / VS491
Video Input	Interface	VS291: 2 x HDB-15 Female (Blue) VS491: 4 x HDB-15 Female (Blue)
	Impedance	75 Ω
	Max. Distance	1.8 m
Video Output	Interface	1 x HDB-15 Female (Blue)
	Impedance	75 Ω
	Max. Distance	10 m
Video	Max. Bandwidth	150 MHz
	Max. Resolutions	Up to 1920 x 1440
	Max. Distance	Up to 10 m
Power	Connector	1 x DC Jack
	Consumption	VS291: 9 VDC, 0.9W; VS491: 9 VDC, 1.35W
Environmental	Operating Temperature	0–50 °C
	Storage Temperature	-20–60 °C
	Humidity	0–80% RH, Non-Condensing
Physical Properties	Housing	Plastic / Metal
	Weight	VS291: 0.15 kg VS491: 0.18 kg
	Dimensions (L x W x H)	12.00 x 6.52 x 4.40 cm
Carton Lot		20 pcs

Included Accessories

	VS291 / VS491
Power Adapter	•

VS881 8-Port Video Switch



Features

- 8 x 1 VGA I/O connections
- Video switching via pushbuttons / IR remote control
- Extra-thin IR handset design for easy storage under the unit
- **Automatic Incoming Signal Selection** – switches to the first active port detected

Specifications

Function		VS881
Video Input	Interface	8 x HDB-15 Male (Blue)
	Impedance	75 Ω
	Max. Distance	1.8 m
Video Output	Interface	1 x HDB-15 Female (Blue)
	Impedance	75 Ω
	Max. Distance	10 m
Video	Max. Bandwidth	300 MHz
	Max. Resolutions	Up to 1920 x 1440
	Max. Distance	Up to 10 m
Control	IR	1 x Mini Stereo Jack Female (Black)
Power	Connector	1 x DC Jack
	Consumption	5 VDC, 4.5W
Environmental	Operating Temperature	0–50 °C
	Storage Temperature	-20–60 °C
	Humidity	0–80% RH, Non-Condensing
Physical Properties	Housing	Plastic
	Weight	0.45 kg
	Dimensions (L x W x H)	17.35 x 19.13 x 4.50 cm
Carton Lot		5 pcs

Included Accessories

	VS881
VGA Cable	•
IR Remote Control	•
External IR receiver	•
Power Adapter	•

Optional Accessories

Description	Part No. / Spec.	Page No.
IR Remote Control	2XRT-0007G	12-1

Video Splitters

ATEN video splitters not only duplicate a single video source to multiple outputs but also boost the signal so it can be sent over longer distances without degradation. Multiple splitters can be cascaded up to three levels to provide a high number of displays in multiple locations. Models with audio functionality are available. ATEN video splitters are ideal for public broadcasting, computer stores, classrooms, training facilities and digital signage applications.



- **Cost Effective Expansion**

Video splitters easily and economically transmit the signals from a single A/V source to multiple output devices so that all the connected monitors display the same content simultaneously. If an application calls for more displays, its installation can be expanded by cascading additional units via port connections on the splitter.

- **High Bandwidth – Crisp Output**

With ultra-high bandwidth support, images appear crisp, clear and true on each of the target displays.

- **Outstanding Multimedia Support**

In addition to high-quality video, the integrated audio component delivers an outstanding A/V experience when working with modern multimedia applications.

Note: 1.The features highlighted above are not available in all products. Please refer to each product page for more details.

2.Product information is subject to change without prior notice.



Specifications at a Glance

Model	VS1912	VS182A	VS184A	VS0108HA	VS172	VS174	VS162	VS164	VS146
Interface	DisplayPort	HDMI	HDMI	HDMI	DVI	DVI	DVI	DVI	SDI
Inputs to Outputs	1 to 12	1 to 2	1 to 4	1 to 8	1 to 2	1 to 4	1 to 2	1 to 4	1 to 6
Max Video Resolution	1920 x 1080	4K@60 Hz (4:2:0)			2560 x 1600		1920 x 1200		1080p@60Hz
Audio	•	•(HDMI)	•(HDMI)	•(HDMI)	•	•	•	•	•
Max Pixel Clock	340MHz	340MHz	340MHz	340MHz	225MHz	225MHz	225MHz	225MHz	148.5 MHz

Model	VS0102	VS0104	VS0108	VS0116	VS132A	VS134A	VS138A
Interface	VGA	VGA	VGA	VGA	VGA	VGA	VGA
Inputs to Outputs	1 to 2	1 to 4	1 to 8	1 to 16	1 to 2	1 to 4	1 to 8
Max Video Resolution	1920 x 1440			1920 x 1440	2048 x 1536		
Audio	•	•	•	•			
Max Bandwidth	450 MHz	450 MHz	450 MHz	250 MHz	450MHz	450MHz	450MHz

Model	VS92A	VS94A	VS98A	VS132	VS102	VS82	VS84	VS88
Interface	VGA	VGA	VGA	VGA	VGA	VGA	VGA	VGA
Inputs to Outputs	1 to 2	1 to 4	1 to 8	1 to 2	1 to 2	1 to 2	1 to 4	1 to 8
Max Video Resolution	1920 x 1440			1920 x 1440	1920 x 1440	1920 x 1440		
Max Bandwidth	350MHz	350MHz	350 MHz	350MHz	250MHz	250MHz	250MHz	200 MHz

VS1912 12-Port DP Video Wall Media Player



Front



Rear

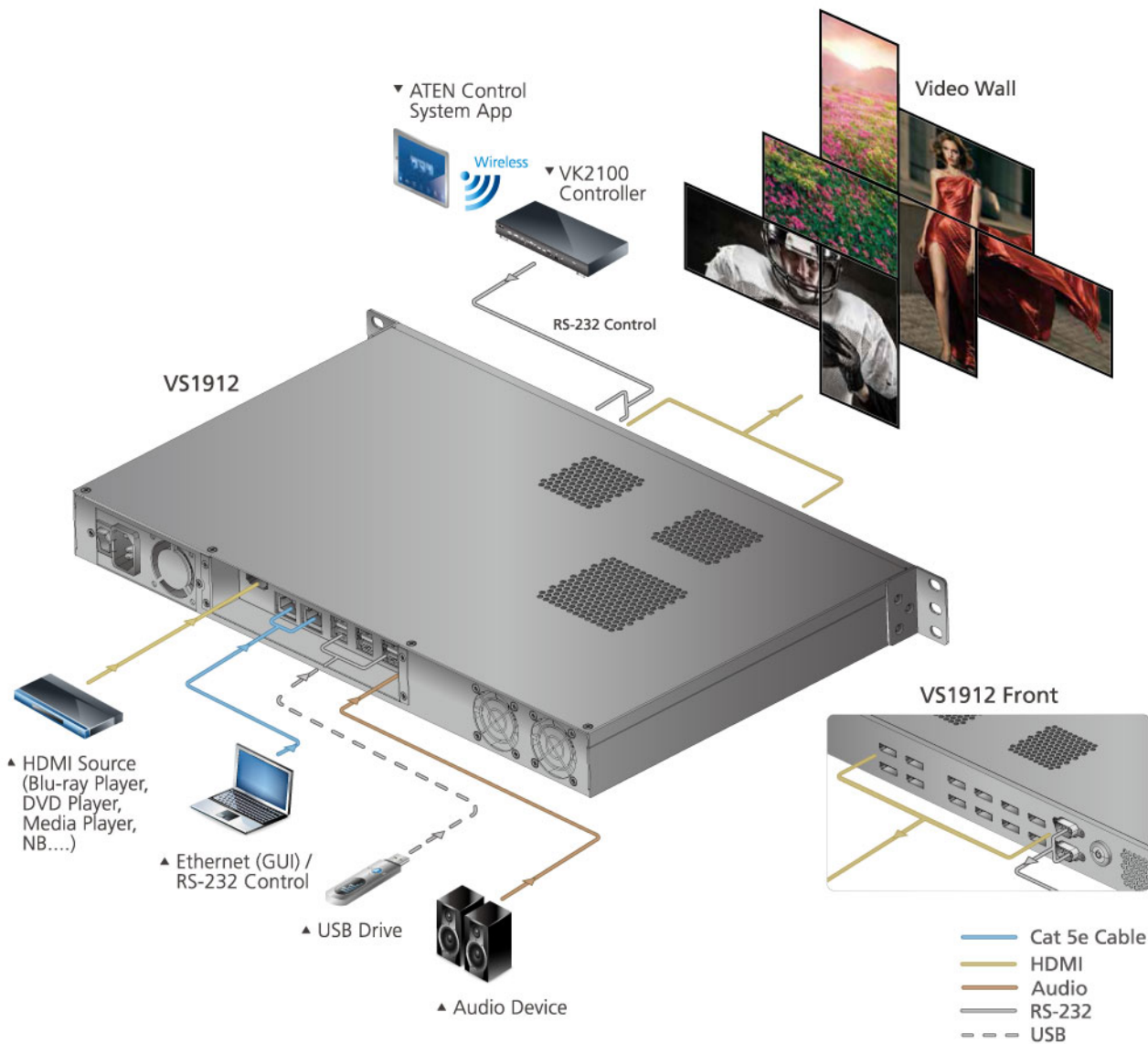


Features

- PC-based player for digital signage and video wall applications
- Allows video walls of up to 12 displays
- Supports creative, asymmetric layouts*
- Advanced Video Wall – Pictures and videos can be resized, layered (including Picture in Picture), spanned across multiple screens and rotated at 90° intervals.
- Widgets display video, image, flash media, webpage, text, banner, clock, RSS or RTSP over the screens
- Flexible scheduling and profiles for easy management of connections

*Asymmetric layouts can be formed using displays at right angles only (i.e. portrait and landscape orientations).
 **RS-232 functionality is pending and will be available with future firmware upgrades.

Setup > VS1912



Specifications

Function		VS1912
Video Input	Interface	1 x HDMI Type A Female
Video Output	Interface	12 x DisplayPort 1.1 Female
Video	Max. Data Rate	8.64 Gbps (2.7 Gbps Per Lane)
	Max. Pixel Clock	340 MHz (with DP to DVI Active Adapter)
	Compliance	HDMI (3D, Deep Color) DisplayPort 1.1
Audio	Output	1 x 3.5 mm Stereo Jack Female
Control	RS-232	Connector: 2 x DB-9 Female (Black) Baud Rate and Protocol: Baud Rate: 38400~19200, Hardware & Software Flow Control
	Ethernet	2 x RJ-45 Female
USB		2 x USB 3.0 Female 4 x USB 2.0 Female
Power	Connector	1 x 3-prong AC Socket
	I/P Rating	100-240 VAC; 50-60 Hz; 4.5A
	Consumption	120 VAC, 400W; 230 VAC, 400W
FAN		Airflow: 28.8 cfm (Max. in Free Air) Operating Voltage: 6.0 ~ 12.0 VDC Operating Temp: -10 ~ 65 °C
Storage Capacity		64GB mSATA
System Memory		8GB DDR3
Environmental	Operating Temperature	0–40 °C
	Storage Temperature	-20–60 °C
	Humidity	0–80% RH, Non-Condensing
Physical Properties	Housing	Metal
	Weight	5.75 kg
	Dimensions (L x W x H)	43.00 x 27.00 x 4.40 cm
Carton Lot		1 pc

Included Accessories

	VS1912
DisplayPort to DVI Adapters	*12
Power Cord	*1
Mounting Kit	*1

Optional Accessories

Description	Part No. / Spec.	Page No.
HDMI Cable*	2L-7D02H-1 (2 m)	11-3
DisplayPort Cable*	2L-7D02DP (2 m)	11-3
DisplayPort to VGA Adapter	VC925	9-10
DisplayPort to HDMI Adapter	VC985	9-10
DisplayPort to 4K HDMI Active Adapter	VC986	9-10

* Cables with different lengths are available, please refer to 11-3.

VS182A / VS184A / VS0108HA 2/4/8-Port HDMI Splitter



(VS0108HA)



Features

- Connects 1 HDMI input to 2/4/8 HDMI outputs
- System management via RS-232 connections (VS0108HA)
- **EDID Expert™** – selects optimum EDID settings for smooth power-up, high-quality display and use of the best resolution across different screens (VS0108HA)
- Rack-mountable (VS0108HA)

Specifications

Function		VS182A / VS184A / VS0108HA
Video Input	Interface	1 x HDMI Type A Female (Black)
	Impedance	100 Ω
	Max. Distance	1.8 m
Video Output	Interface	VS182A: 2 x HDMI Type A Female (Black); VS184A: 4 x HDMI Type A Female (Black) VS0108HA: 8 x HDMI Type A Female (Black)
	Impedance	100 Ω
Video	Max. Data Rate	10.2 Gbps (3.4 Gbps Per Lane)
	Max. Pixel Clock	340 MHz
	Compliance	HDMI (3D, Deep Color, 4K); HDCP 1.4 Compatible
	Max. Resolutions	Up to 4K@60 Hz (4:2:0); 4K@30Hz (4:4:4)
	Max. Distance	Up to 15 m
Audio	Input	1 x HDMI Type A Female (Black)
	Output	VS182A: 2 x HDMI Type A Female (Black); VS184A: 4 x HDMI Type A Female (Black) VS0108HA: 8 x HDMI Type A Female (Black)
Control	RS-232 (VS0108HA)	Connector: 1 x DB-9 Female (Black) Baud Rate and Protocol: Baud Rate: 19200, Data Bits: 8, Stop Bits:1, Parity: No, Flow Control: No
EDID Settings (VS0108HA)		EDID Mode: Default / Port 1 / Auto (See page VIII for definition of each EDID mode)
Power	Connector	1 x DC Jack
	Consumption	VS182A: 5.3 VDC, 2.0W; VS184A: 5.3 VDC, 4.6W; VS0108HA: 5 VDC, 14.84W
Environmental	Operating Temperature	0–50 °C
	Storage Temperature	-20–60 °C
	Humidity	0–80% RH, Non-Condensing
Physical Properties	Housing	Metal
	Weight	VS182A: 0.31 kg; VS184A: 0.47 kg; VS0108HA: 1.74 kg
	Dimensions (L x W x H)	VS182A: 12.50 x 8.00 x 2.50 cm; VS184A: 20.00 x 8.00 x 2.50 cm VS0108HA: 43.72 x 15.78 x 4.40 cm
Carton Lot		VS182A / VS184A: 20 pcs; VS0108HA: 3pcs

Included Accessories

	VS182A / VS184A	VS0108HA
HDMI Cable	•	
Power Adapter	•	•
Mounting Kit		•

Optional Accessories

Description	Part No. / Spec.	Page No.
HDMI Cable*	2L-7D02H-1 (2 m)	11-3
LockPro™ (HDMI Cable Lock) (For VS0108HA)	2X-EA12	12-1

* Cables with different lengths are available, please refer to 11-3.

VS172 / VS174 2/4-Port DVI Dual Link Splitter with Audio **PRO**



Front



Rear



Features

- Connects 1 DVI input to 2/4 DVI outputs
- System management via RS-232 connections
- **RS-232 Chain Control** – uses RS-232 commands to control cascaded devices via a DVI cable
- **EDID Expert™** – selects optimum EDID settings for smooth power-up, high-quality display and use of the best resolution across different screens

Specifications

Function		VS172 / VS174
Video Input	Interface	1 x DVI-D Female (White)
	Impedance	100 Ω
	Max. Distance	1.8 m
Video Output	Interface	VS172: 2 x DVI-D Female (White) VS174: 4 x DVI-D Female (White)
	Impedance	100 Ω
Video	Max. Data Rate	13.5 Gbps (2.25 Gbps Per Lane)
	Max. Pixel Clock	225 MHz
	Max. Resolutions	Up to 2560 x 1600
	Max. Distance	Up to 5 m
Audio	Input	1 x Mini Stereo Jack Female (Green)
	Output	VS172: 2 x Mini Stereo Jack Female (Green); VS174: 4 x Mini Stereo Jack Female (Green)
Control	RS-232	Connector: 1 x DB-9 Female (Black) Baud Rate and Protocol: Baud Rate: 19200, Data Bits: 8, Stop Bits:1, Parity: No, Flow Control: No
EDID Settings		EDID Mode: Default / Port 1 / Auto (See page VIII for definition of each EDID mode)
Power	Connector	1 x DC Jack
	Consumption	VS172: 5.3 VDC, 3.1W; VS174: 5.3 VDC, 5.6W
Environmental	Operating Temperature	0–50 °C
	Storage Temperature	-20–60 °C
	Humidity	0–80% RH, Non-Condensing
Physical Properties	Housing	Metal
	Weight	VS172: 0.68 kg VS174: 0.73 kg
	Dimensions (L x W x H)	21.00 x 8.80 x 5.55 cm
Carton Lot		5 pcs

Note: HDCP is not supported

Included Accessories

	VS172 / VS174
Power Adapter	•

Optional Accessories

Description	Part No. / Spec.	Page No.
Dual Link DVI Cable*	2L-7D03DD (3 m)	11-3
DVI Cable with Audio	2L-7D02V	11-3

* Cables with different lengths are available, please refer to 11-3.

VS162 / VS164 2/4-Port DVI Video Splitter



Features

- Connects 1 DVI input to 2/4 DVI outputs
- **DDC/CI support** – allows color, brightness, contrast and other adjustments via GUI for DDC/CI enabled LCD monitors
- Fully compliant with DVI-digital and DVI-analog

Specifications

Function		VS162 / VS164
Video Input	Interface	1 x DVI-I Female (White)
	Impedance	100 Ω
	Max. Distance	Up to 1.8 m
Video Output	Interface	VS162: 2 x DVI-I Female (White) VS164: 4 x DVI-I Female (White)
	Impedance	100 Ω
Video	Max. Data Rate	6.75 Gbps (2.25 Gbps Per Lane)
	Max. Pixel Clock	225 MHz
	Compliance	HDCP 1.4 Compatible
	Max. Resolutions	Up to 1920 x 1200
	Max. Distance	Up to 5 m
Audio	Input	1 x Mini Stereo Jack Female (Green)
	Output	VS162: 2 x Mini Stereo Jack Female (Green); VS164: 4 x Mini Stereo Jack Female (Green)
Power	Connector	1 x DC Jack
	Consumption	VS162: 5.3 VDC, 2.4W; VS164: 5.3 VDC, 4.0W
Environmental	Operating Temperature	0–50 °C
	Storage Temperature	-20–60 °C
	Humidity	0–80% RH, Non-Condensing
Physical Properties	Housing	Metal
	Weight	VS162: 0.62 kg VS164: 0.72 kg
	Dimensions (L x W x H)	21.00 x 8.80 x 5.55 cm
Carton Lot		5 pcs

Included Accessories

	VS162 / VS164
Power Adapter	•

Optional Accessories

Description	Part No. / Spec.	Page No.
DVI Cable with Audio	2L-7D02V	11-3

VS146 6-Port 3G/HD/SD-SDI Splitter



Front



Rear



Features

- Connects 1 SDI input to 6 SDI outputs
- Re-clocking SDI signals for cascading and thus longer transmission
- Automatic detection of 3G/HD/SD-SDI signals
- Passes all ancillary data
- Power connector lock for secure communication

Specifications

Function		VS146
Video Input	Interface	1 x BNC (Gold)
	Impedance	75 Ω
	Max. Distance	1.8 m
Video Output	Interface	6 x BNC (Gold)
	Impedance	75 Ω
Video	Max. Data Rate	2.97 Gbps
	Supported Resolutions	NTSC@59.96 Hz, PAL@50 Hz 720p@50/59.94/60 Hz 1080i@50/59.94/60 Hz 1080p@23.97/24/25/29.97/30/50/59.94/60 Hz
	Max. Distance	90 m (3G-SDI); 150 m (HD-SDI); 300 m (SD-SDI)
Power	Connector	1 x DC Jack
	Consumption	5 VDC, 10W
Environmental	Operating Temperature	0–40 °C
	Storage Temperature	-20–60 °C
	Humidity	20~90% RH, Non-Condensing
Physical Properties	Housing	Metal
	Weight	0.32 kg
	Dimensions (L x W x H)	10.80 x 13.90 x 2.80 cm
Carton Lot		

Included Accessories

	VS146
Power Adapter	•

VS0102 / VS0104 / VS0108 2/4/8-Port VGA Splitter with Audio PRO



Features

- Connects 1 VGA input to 2/4/8 VGA outputs
- System management via RS-232 connections
- **RS-232 Chain Control** – uses RS-232 commands to control cascaded devices via VGA cable
- **EDID Expert™** – selects optimum EDID settings for smooth power-up, high-quality display and use of the best resolution across different screens
- Rack-mountable (VS0108)

Specifications

Function		VS0102 / VS0104 / VS0108
Video Input	Interface	1 x HDB-15 Male (Blue)
	Impedance	75 Ω
	Max. Distance	1.8 m
Video Output	Interface	VS0102: 2 x HDB-15 Female (Blue); VS0104: 4 x HDB-15 Female (Blue) VS0108: 8 x HDB-15 Female (Blue)
	Impedance	75 Ω
	Max. Bandwidth	450 MHz
Video	Max. Resolutions	Up to 1920 x 1440
	Max. Distance	Up to 30 m
	Input	1 x Mini Stereo Jack Female (Green)
Audio	Output	VS0102: 2 x Mini Stereo Jack Female (Green); VS0104: 4 x Mini Stereo Jack Female (Green); VS0108: 8 x Mini Stereo Jack Female (Green)
	Control	RS-232
EDID Settings		EDID Mode: Port 1 / Auto / Default (See page VIII for definition of each EDID mode)
Power	Connector	1 x DC Jack
	Consumption	VS0102: 5.3 VDC, 0.8W; VS0104: 5.3 VDC, 1.2W; VS0108: 5.3 VDC, 2.3W
Environmental	Operating Temperature	0–50 °C
	Storage Temperature	-20–60 °C
	Humidity	0–80% RH, Non-Condensing
Physical Properties	Housing	Metal
	Weight	VS0102: 0.46 kg; VS0104: 0.68 kg; VS0108: 0.87 kg
	Dimensions (L x W x H)	VS0102: 13.00 x 7.61 x 4.40 cm; VS0104: 20.00 x 7.61 x 4.40 cm; VS0108: 26.00 x 7.61 x 4.40 cm
Carton Lot		10 pcs

Included Accessories

	VS0102 / VS0104 / VS0108
Power Adapter	•


Optional Accessories

Description	Part No. / Spec.	Page No.
VGA / Audio Cable	2L-2402A	11-3
Mounting Kit (VS0108)	2X-020G	12-1
VGA EDID Emulator	2A-130G	9-15

VS0116 16-Port Video Splitter + Audio **PRO**



Front



Rear



Features

- Connects 1 VGA input to 16 VGA outputs
- Rack-mountable

Specifications

Function		VS0116
Video Input	Interface	1 x HDB-15 Male (Blue)
	Impedance	75 Ω
	Max. Distance	1.8 m
Video Output	Interface	16 x HDB-15 Female (Blue)
	Impedance	75 Ω
Video	Max. Bandwidth	250 MHz
	Max. Resolutions	Up to 1920 x 1440
	Max. Distance	Up to 30 m
Audio	Input	1 x Mini Stereo Jack Female (Green)
	Output	16 x Mini Stereo Jack Female (Green)
Power	Connector	1 x DC Jack
	Consumption	5.3 VDC, 3.3W
Environmental	Operating Temperature	0–50 °C
	Storage Temperature	-20–60 °C
	Humidity	0–80% RH, Non-Condensing
Physical Properties	Housing	Metal
	Weight	2.80 kg
	Dimensions (L x W x H)	43.72 x 15.81 x 4.40 cm
Carton Lot		3 pcs

Included Accessories

	VS0116
VGA / Audio Cable	•
Power Adapter	•
Mounting Kit	•

Optional Accessories

Description	Part No. / Spec.	Page No.
VGA / Audio Cable	2L-2402A	11-3
VGA EDID Emulator	2A-130G	9-15

VS132A / VS134A / VS138A 2/4/8-Port Video Splitter



Front



Rear



Features

- Connects 1 VGA input to 2/4/8 VGA outputs
- A built-in 1.5 GHz amplifier that maintains video system with excellent fidelity

Specifications

Function		VS132A / VS134A / VS138A
Video Input	Interface	1 x HDB-15 Male (Blue)
	Impedance	75 Ω
	Max. Distance	1.8 m
Video Output	Interface	VS132A: 2 x HDB-15 Female (Blue) VS134A: 4 x HDB-15 Female (Blue) VS138A: 8 x HDB-15 Female (Blue)
	Impedance	75 Ω
	Max. Bandwidth	450 MHz
Video	Max. Resolutions	Up to 2048 x 1536
	Max. Distance	Up to 30 m
	Connector	1 x DC Jack
Power	Consumption	VS132A: 5 VDC, 0.78W; VS134A: 5 VDC, 0.95W VS138A: 5 VDC, 2.25W
	Operating Temperature	0–50 °C
Environmental	Storage Temperature	-20–60 °C
	Humidity	0–80% RH, Non-Condensing
	Housing	Metal
Physical Properties	Weight	VS132A: 0.42 kg VS134A: 0.61 kg VS138A: 0.69 kg
	Dimensions (L x W x H)	VS132A: 13.00 x 7.51 x 4.40 cm VS134A: 20.00 x 7.51 x 4.40 cm VS138A: 20.00 x 7.51 x 4.40 cm
	Carton Lot	20 pcs

Included Accessories

	VS132A / VS134A / VS138A
Power Adapter	•

Optional Accessories

Description	Part No. / Spec.	Page No.
VGA EDID Emulator	2A-130G	9-15

VS92A / VS94A / VS98A 2/4/8-Port Video Splitter



Features

- Connects 1 VGA input to 2/4/8 VGA outputs
- Supports VGA, XGA, SVGA, UXGA, WUXGA and multi-sync monitors

Specifications

Function		VS92A / VS94A / VS98A
Video Input	Interface	1 x HDB-15 Male (Blue)
	Impedance	75 Ω
	Max. Distance	1.8 m
Video Output	Interface	VS92A: 2 x HDB-15 Female (Blue) VS94A: 4 x HDB-15 Female (Blue) VS98A: 8 x HDB-15 Female (Blue)
	Impedance	75 Ω
Video	Max. Bandwidth	350 MHz
	Max. Resolutions	Up to 1920 x 1440
	Max. Distance	Up to 30 m
Power	Connector	1 x DC Jack
	Consumption	VS92A: 9 VDC, 1.24W; VS94A: 9 VDC, 2.03W VS98A: 9 VDC, 3.94W
Environmental	Operating Temperature	0–50 °C
	Storage Temperature	-20–60 °C
	Humidity	0–80% RH, Non-Condensing
Physical Properties	Housing	Metal
	Weight	VS92A: 0.42 kg VS94A: 0.61 kg VS98A: 0.69 kg
	Dimensions (L x W x H)	VS92A: 13.00 x 7.51 x 4.40 cm VS94A: 20.00 x 7.51 x 4.40 cm VS98A: 20.00 x 7.51 x 4.40 cm
Carton Lot		20 pcs

Included Accessories

	VS92A / VS94A / VS98A
Power Adapter	•

Optional Accessories

Description	Part No. / Spec.	Page No.
VGA EDID Emulator	2A-130G	9-15

VS132 2-Port Video Splitter



Features

- Connects 1 VGA input to 2 VGA outputs
- LED indication of power and signal status
- Compact design with convenient topside connection – lays flat on a desktop or mounts on a wall
- **Adjustable Gain Control** – signal strength can be manually adjusted via Video Gain/Compensation slide switch

Specifications

Function		VS132
Video Input	Interface	1 x HDB-15 Male (Blue)
	Impedance	75 Ω
	Max. Distance	1.8 m
Video Output	Interface	2 x HDB-15 Female (Blue)
	Impedance	75 Ω
Video	Max. Bandwidth	350 MHz
	Max. Resolutions	Up to 1920 x 1440
	Max. Distance	Up to 30 m
Power	Connector	1 x DC Jack
	Consumption	5.3 VDC, 0.48W
Environmental	Operating Temperature	0–50 °C
	Storage Temperature	-20–60 °C
	Humidity	0–80% RH, Non-Condensing
Physical Properties	Housing	Metal
	Weight	0.19 kg
	Dimensions (L x W x H)	10.36 x 7.90 x 2.82 cm
Carton Lot		20 pcs

Included Accessories

	VS132
Power Adapter	•

Optional Accessories

Description	Part No. / Spec.	Page No.
VGA EDID Emulator	2A-130G	9-15

VS102 2-Port Video Splitter



Features

- Connects 1 VGA input to 2 VGA outputs
- LED indication of power and signal status
- Compact design with convenient topside connection – lays flat on a desktop or mounts on a wall

Specifications

Function		VS102
Video Input	Interface	1 x HDB-15 Male (Blue)
	Impedance	75 Ω
	Max. Distance	1.8 m
Video Output	Interface	2 x HDB-15 Female (Blue)
	Impedance	75 Ω
Video	Max. Bandwidth	250 MHz
	Max. Resolutions	Up to 1920 x 1440
	Max. Distance	Up to 30 m
Power	Connector	1 x DC Jack
	Consumption	9 VDC, 1.89W
Environmental	Operating Temperature	0–50 °C
	Storage Temperature	-20–60 °C
	Humidity	0–80% RH, Non-Condensing
Physical Properties	Housing	Metal
	Weight	0.19 kg
	Dimensions (L x W x H)	10.36 x 7.90 x 2.80 cm
Carton Lot		20 pcs

Included Accessories

	VS102
Power Adapter	•

Optional Accessories

Description	Part No. / Spec.	Page No.
VGA EDID Emulator	2A-130G	9-15

VS82 / VS84 / VS88 2/4/8-Port Video Splitter



Features

- Connects 1 VGA input to 2/4/8 VGA outputs
- Supports VGA, XGA, SVGA, UXGA, WUXGA and multi-sync monitors
- Compact design with convenient topside connection – lays flat on a desktop or mounts on a wall

Specifications

Function		VS82 / VS84 / VS88
Video Input	Interface	1 x HDB-15 Male (Blue)
	Impedance	75 Ω
	Max. Distance	1.8 m
Video Output	Interface	VS82: 2 x HDB-15 Female (Blue) VS84: 4 x HDB-15 Female (Blue) VS88: 8 x HDB-15 Female (Blue)
	Impedance	75 Ω
Video	Max. Bandwidth	250 MHz
	Max. Resolutions	Up to 1920 x 1440
	Max. Distance	Up to 30 m
Power	Connector	1 x DC Jack
	Consumption	VS82: 9 VDC, 1.35W VS84: 9 VDC, 2.25W VS88: 9 VDC, 2.5W
Environmental	Operating Temperature	0–50 °C
	Storage Temperature	-20–60 °C
	Humidity	0–80% RH, Non-Condensing
Physical Properties	Housing	Plastic
	Weight	VS82: 0.14 kg VS84: 0.15 kg VS88: 0.22 kg
	Dimensions (L x W x H)	VS82: 8.76 x 11.46 x 3.33 cm VS84: 8.84 x 11.88 x 3.33 cm VS88: 9.79 x 15.59 x 3.33 cm
Carton Lot		20 pcs

Included Accessories

	VS82 / VS84 / VS88
Power Adapter	•

Optional Accessories

Description	Part No. / Spec.	Page No.
VGA EDID Emulator	2A-130G	9-15

Video Extenders, Video Enhancers

ATEN Video Extenders use Cat 5e or fiber cables to allow you to extend the distance between the source device and displays in your video installations by up to 300 m or 20 km, making them ideal for applications where remote video displays are required. Video Extenders allow you to place computers or source devices in a secure location, or where they are protected from harsh environments, or simply when the display device needs to be at a distance from the source. ATEN's Video Repeater allows you to extend the video transmission range up to twice the original distance, while the video synchronizer compensates for video signal delays and video color bleeding.



- **Optimum Video Quality**

ATEN's patented Deskew Technology automatically synchronizes the time delay of RGB signals and corrects the color phase and timing errors that occur over long distances to provide clear, sharp, optimized video to the remote displays.

- **HDBaseT™ Technology**

HDBaseT™ is a connectivity standard for home and commercial distribution of uncompressed HD multimedia content. The corner stone of HDBaseT™ technology is that it combines uncompressed Ultra HD video, audio, 100Mb Ethernet, power over cable and control signals through a single Cat 5e / 6a cable. HDBaseT™ is optimized for professional A/V installations and provides a simple and cost-effective solution for transmitting Ultra HD signals up to 100 meters. ATEN's HDBaseT products are compatible with HDBaseT-certified projectors or displays manufactured by EPSON, NEC, Panasonic, Sony and many more.

- **AOC+™ (Active Optical Cable Plus)**

AOC+™ is a technology that converts input signals into fiber optic signals between connectors over long distances. Using the EMI-free fiber optic cable as the medium between connectors to transmit signals, AOC+™ supports 3D and 4K resolutions in high bandwidth transmission over long distances. AOC+™ is fully compliant with HDMI standards and offers pure HDMI integration in high-speed transmission without sacrificing compatibility with standard electrical interfaces.

- **ExtremeUSB® Technology**

ATEN's VE813 extender supports ExtremeUSB® technology for extending transparent USB 2.0 signals over long distances of up to 100 meters. ExtremeUSB® support not only allows for peripheral sharing but also provides touch panel control and file transfer functionality for a wider range of applications.

- **WHDI Standard**

ATEN's wireless extenders are compatible with the Wireless Home Digital Interface (WHDI) standard, which allows them to send uncompressed Full HD video with very low latency (< 1 millisecond) over 5GHz proprietary wireless channels. They also support Dynamic Frequency Selection (DFS), allowing the extenders to operate within the U-NII Worldwide radio band. Operating within this regulated and less commonly used range greatly reduces Wi-Fi signal interference and improves transmission quality and stability.

Note: 1. The features highlighted above are not available in all products. Please refer to each product page for more details.
2. Product information is subject to change without prior notice.

Specifications at a glance

Model	HDBaseT (Class B)				HDBaseT (Class A)		
	VE801	VE802	VE805R	VE601	VE812	VE813	VE814
Interface	HDMI / HDBaseT			DVI / HDBaseT	HDMI / HDBaseT		
Inputs to Outputs	1 to 1			1 to 1	1 to 1	1 to 1	1 to 2
Max Resolution / Distance	4K@40m; 1080p@70m	4K@40m; 1080p@70m	1080p@70m	1920 x 1200@40m; 1080p@70m	4K@100m; 1080p@100m	4K@100m; 1080p@100m	4K@100m; 1080p@100m
Audio	• (HDMI)	• (HDMI)	• (HDMI)	N/A	• (HDMI)	• (HDMI)	• (HDMI)
IR Channel	N/A	•	•	N/A	N/A	N/A	•
RS-232 Channel	N/A	•	•	N/A	N/A	N/A	•
Ethernet	N/A	N/A	N/A	N/A	N/A	N/A	•
USB Channel	N/A	N/A	N/A	N/A	N/A	•	N/A
POH	N/A	•	N/A	N/A	N/A	N/A	N/A
Scaler	N/A	N/A	•	N/A	N/A	N/A	N/A

Model	Optics			Wall Plate		
	VE872 / VE873 / VE874 / VE875	VE882	VE892	VE806	VE606	VE156
Interface	HDMI / AOC+ Fiber	HDMI / Optical Fiber		HDMI / Cat (x)	DVI / Cat (x)	VGA / Cat (x)
Inputs to Outputs	1 to 1	1 to 1	1 to 1	1 to 1	1 to 1	1 to 1
Max Resolution / Distance	4K@15m / 4K@30m / 4K@50m / 4K@100m	1080p@600m	1080p@20km	1080p@40m; 1080i@60m	1920 x 1200@40m; 1280 x 1024@60m	1920 x 1200@30m; 1280 x1024@150m
Audio	• (HDMI)	• (HDMI)	• (HDMI)	• (HDMI / Stereo)	• (Stereo)	• (Stereo)
IR Channel	N/A	•	•	N/A	N/A	N/A
RS-232 Channel	N/A	•	•	N/A	N/A	N/A

Model	Wireless			Equalizer					
	VE809	VE829	VE849	VE800A	VE803	VE810	VE066	VE600A	VE602
Interface	HDMI / Wireless			HDMI / Cat (x)			DVI / Cat (x)		
Inputs to Outputs	2 to 1	5 to 2	2 to 5	2 to 1	1 to 1	1 to 1	1 to 1		
Max Resolution / Distance	1080p@30m			1080p@40m; 1080i@60m			1920 x 1200@20m	1080p@40m; 1080i@60m	Dual link: 2560 x 1600@40m Single Link: 1920 x 1200@40m; 1280 x 1024@60m
Audio	• (HDMI)			• (HDMI)			N/A	• (Stereo)	• (Stereo)
IR Channel	•	•	•	N/A	N/A	•	N/A	N/A	N/A
USB Channel	N/A	N/A	N/A	N/A	•	N/A	N/A	N/A	N/A

Model	Equalizer				
	VE022	VE150A	VE170	VE170Q	VE200
Interface	VGA / Cat (x)				
Inputs to Outputs	1 to 1	1 to 1	1 to 1	1 to 1	1 to 2
Max Resolution / Distance	1920 x 1200@30m; 1280 x 1024@150m	1920 x 1200@30m; 1280 x 1024@150m	1920 x 1200@30m; 1024 x 768@300m	1920 x 1200@150m; 1280 x 1024@300m	1920 x 1200@30m; 1280 x 1024@200m
Audio	•	N/A	•	N/A	•
RS-232 Channel	N/A	N/A	N/A	N/A	•

Model	Equalizer		
	VE560	VB100	VE550
Interface	DVI / Cat (x)	VGA / Cat (x)	VGA / Cat (x)
Inputs to Outputs	1 to 1	1 to 1	1 to 1
Max Resolution / Distance	1920 x 1200@30m; 1280 x 1024@50m	1920 x 1200@30m; 1280 x 1024@70m	N/A

VE801 HDMI HDBaseT-Lite Extender
VE802 HDMI HDBaseT-Lite Extender with POH

70 m



Features

- **HDBaseT Connectivity** – extends an HDMI connection over a long distance via single Cat 5e / 6a cable
- **HDBaseT Anti-jamming** – resists signal interference during high-quality video transmission using HDBaseT technology
- **POH (Power over HDBaseT)** – supplies power over a long distance via single Cat 5e/6a cable (VE802)
- Bi-directional RS-232 channel transmits signals over Cat 5e cable to control a display or other device (VE802)
- **Bi-directional IR channel** for IR signal control; IR transmission is processed one direction at a time (VE802)
- Rack-mountable

Specifications

Function		VE801 / VE802
Video Input	Interface	1 x HDMI Type A Female (Black)
	Impedance	100 Ω
	Max. Distance	Up to 1.8 m
Video Output	Interface	1 x HDMI Type A Female (Black)
	Impedance	100 Ω
Video	Max. Data Rate	10.2 Gbps (3.4 Gbps Per Lane)
	Max. Pixel Clock	340 MHz
	Compliance	HDMI (3D, Deep Color, 4K); HDCP 1.4 Compatible Consumer Electronics Control (CEC)
	Max. Resolutions / Distance	Up to 4K@35m (Cat 5e/6) / 40m (Cat 6a); 1080p@60m (Cat 5e/6) / 70m (Cat 6a)
Audio	Input	1 x HDMI Type A Female (Black)
	Output	1 x HDMI Type A Female (Black)
Unit to Unit		1 x RJ-45 Female, Cat 5e / 6 / 6a / 7 Cable
Control	RS-232 Channel (VE802)	Connector: 1 x Terminal Block, 3 pole; Channel Bypass
	IR Channel (VE802)	1 x Mini Stereo Jack Female (Black); 30~60 KHz full range transmission
Power	Connector	1 x DC Jack with locking
	Consumption	VE801T: 5 VDC, 1.85W; VE801R: 5 VDC, 4.23W VE802T: 5 VDC, 3.6W; VE802R: 5 VDC, 4W
Environmental	Operating Temperature	0–50 °C
	Storage Temperature	-20–60 °C
	Humidity	0–80% RH, Non-Condensing
Physical Properties	Housing	Metal
	Weight	VE801T: 0.24 kg; VE801R: 0.25 kg; VE802T: 0.44 kg; VE802R: 0.46 kg
	Dimensions (L x W x H)	VE801T: 12.47 x 8.70 x 3.00 cm ; VE802T: 14.49 x 12.30 x 3.00 cm VE801R: 12.47 x 8.70 x 3.00 cm ; VE802R: 14.49 x 12.30 x 3.00 cm
Carton Lot		V801: 5 pcs, VE802: 5 pcs

Note: We strongly recommend that you use ATEN or HDBaseT certified Cat cable for best product performance.

Included Accessories

	VE801 / VE802
Power Adapter	2 (VE801); 1 (VE802)
IR Transmitter	• (VE802)
IR Receiver	• (VE802)
Mounting Kit	•
RS-232 Terminal Block	• (VE802)

Optional Accessories

Description	Part No. / Spec.	Page No.
HDMI Cable*	2L-7D02H-1 (2 m)	11-3
Shielded Digital Video Extension Cable	2L-2901	11-2
Low Skew Cable	2L-2801	11-1
Cat 6 Cable*	2L-4101-GR (1m)	11-3
LockPro™ (HDMI Cable Lock)	2X-EA12	12-1

* Cables with different lengths are available, please refer to 11-3.

VE805R HDMI HDBaseT-Lite Receiver with Scaler



Front



Rear



Features

- **HDBaseT Connectivity** – extends 4 x 4 HDBaseT connections over a long distance via single Cat 5e / 6a cable
- **HDBaseT Anti-jamming** – resists signal interference during high-quality video transmissions using HDBaseT technology
- Bi-directional RS-232 channel transmits signals over Cat 5e cable to control a display or other device
- **Scaler** – features a video scaling function to integrate a video wall seamlessly with various output video formats*
- **Seamless Switch™** – features close-to-zero second switching that provides continuous video streams, real-time switching and stable signal transmissions*
- **Video Wall** – allows you to create custom video wall layouts via intuitive web GUI*
- Rack-mountable

Note: *Seamless Switch™, scaler and video wall functions are only available when the VE805R is used with the VM8514. If Seamless Switch™ is enabled, the video output will not display 3D, Deep Color or interlace (i.e., 1080i) features. To use these features, you must disable Seamless Switching™.

Specifications

Function		VE805R
Video Input	Interface	1 x RJ-45 Female (Silver)
	Impedance	100 Ω
Video Output	Interface	1 x HDMI Type A Female (Black)
	Impedance	100 Ω
Video	Max. Data Rate	6.75 Gbps (2.25 Gbps Per Lane)
	Max. Pixel Clock	225 MHz
	Compliance	HDMI (3D, Deep Color) HDCP 1.4 Compatible HDBaseT Compatible
	Max. Resolution / Distance	Up to 1080p@60m (Cat 5e / 6) / 70m (Cat 6a)
Unit to Unit		1 x RJ-45 Female, Cat 5e / 6 / 6a / 7 Cable
Control	RS-232 Channel	Connector: 4 x Captive Screw Connector, 3 Pole Channel Bypass
	IR Channel	1 x Mini Stereo Jack Female (Black); 30~60 KHz full range transmission
Power	Connector	1 x DC Jack with locking
	Consumption	5 VDC, 9.5W
Environmental	Operating Temperature	0~50 °C
	Storage Temperature	-20~60 °C
	Humidity	0~80% RH, Non-Condensing
Physical Properties	Housing	Metal
	Weight	0.83 kg
	Dimensions (L x W x H)	18.18 x 16.92 x 4.20 cm
Carton Lot		5 pcs

Note: We strongly recommend that you use ATEN or HDBaseT certified Cat cable for best product performance.

Included Accessories

	VE805R
Power Adapter	•
IR Receiver	•
Mounting Kit	•

Optional Accessories

Description	Part No. / Spec.	Page No.
Shielded Digital Video Extension Cable	2L-2901	11-2
Low Skew Cable	2L-2801	11-1
Cat 6 Cable*	2L-4101-GR (1 m)	11-3

* Cables with different lengths are available, please refer to 11-3.

VE812 HDMI Over Single Cat 5 Extender 100 m



Features

- **HDBaseT Connectivity** – extends an HDMI connection over a long distance via single Cat 5e / 6a cable
- **HDBaseT Anti-jamming** – resists signal interference during high-quality video transmission using HDBaseT technology
- Rack-mountable

Specifications

Function		VE812
Video Input	Interface	1 x HDMI Type A Female (Black)
	Impedance	100 Ω
	Max. Distance	1.8 m
Video Output	Interface	1 x HDMI Type A Female (Black)
	Impedance	100 Ω
Video	Max. Data Rate	10.2 Gbps (3.4 Gbps Per Lane)
	Max. Pixel Clock	Up to 340 MHz
	Compliance	HDMI (3D, Deep Color, 4K) HDCP 1.4 Compatible Consumer Electronics Control (CEC)
	Max. Resolutions / Distance	Up to 4K@70m (Cat 5e / 6) / 100m (Cat 6a); 1080p@100m
Audio	Input	1 x HDMI Type A Female (Black)
	Output	1 x HDMI Type A Female (Black)
Unit to Unit		1 x RJ-45 Female, Cat 5e / 6 / 6a / 7 Cable
Power	Connector	1 x DC Jack
	Consumption	VE812T: 5.3 VDC, 1.9W; VE812R: 5.3 VDC, 4.5W
Environmental	Operating Temperature	0–50 °C
	Storage Temperature	-20–60 °C
	Humidity	0–80% RH, Non-Condensing
Physical Properties	Housing	Metal
	Weight	VE812T: 0.40 kg; VE812R: 0.40 kg
	Dimensions (L x W x H)	VE812T: 14.17 x 10.30 x 3.00 cm; VE812R: 14.17 x 10.30 x 3.00 cm
Carton Lot		5 pcs

Note: We strongly recommend that you use ATEN or HDBaseT certified Cat cable for best product performance.

Included Accessories

	VE812
Power Adapter	2
Mounting Kit	•

Optional Accessories

Description	Part No. / Spec.	Page No.
HDMI Cable*	2L-7D02H-1 (2 m)	11-3
Shielded Digital Video Extension Cable	2L-2901	11-2
Low Skew Cable	2L-2801	11-1
Cat 6 Cable*	2L-4101-GR (1 m)	11-3
LockPro™ (HDMI Cable Lock)	2X-EA12	12-1

* Cables with different lengths are available, please refer to 11-3.

VE813 HDMI HDBaseT Extender with USB 100 m



Features

- **HDBaseT Connectivity** – extends an HDMI connection over a long distance via single 5e / 6a cable
- **HDBaseT Anti-jamming** – resists signal interference during high-quality video transmission using HDBaseT technology
- **ExtremeUSB®** – supports connections to all USB 2.0 high speed devices to provide touch panel control and file transfer functionality
- **USB 2.0 Support** – connects devices such as a keyboard, mouse, flash drive, printer, touch panel, USB 1.1 web camera and other USB devices that require moderate amounts of bandwidth
- **Rack-mountable**

Specifications

Function		VE813
Video Input	Interface	1 x HDMI Type A Female (Black)
	Impedance	100 Ω
	Max. Distance	1.8 m
Video Output	Interface	1 x HDMI Type A Female (Black)
	Impedance	100 Ω
Video	Max. Data Rate	10.2 Gbps (3.4 Gbps Per Lane)
	Max. Pixel Clock	Up to 340 MHz
	Compliance	HDMI (3D, Deep Color, 4K) HDCP 1.4 Compatible Consumer Electronic Control (CEC)
	Max. Resolutions / Distance	Up to 4K@70m (Cat 5e / 6) / 100m (Cat 6a); 1080p@100m
Audio	Input (VE813T)	1 x HDMI Type A Female (Black)
	Output (VE813R)	1 x HDMI Type A Female (Black)
Unit to Unit		1 x R J-45 Female, Cat 5e / 6 / 6a / 7 Cable
Control	USB Channel	Connector: VE813T: 1 x USB Type B Female VE813R: 3 x USB Type A Female Transfer Rate: USB 2.0 (Up to 30 Mbps)
Power	Connector	1 x DC Jack
	Consumption	Consumption: 5 VDC, 5.75W Note: For the VE813R, power consumption will be 13.25W when all 3 USB connectors are occupied.
Environmental	Operating Temperature	0–50 °C
	Storage Temperature	-20–60 °C
	Humidity	0–80% RH, Non-Condensing
Physical Properties	Housing	Metal
	Weight	1.23 kg (T+R)
	Dimensions (L x W x H)	18.00 x 11.50 x 3.00 cm (T/R)
Carton Lot		5 pcs

Note: We strongly recommend that you use ATEN or HDBaseT certified Cat cable for best product performance.

Included Accessories

	VE813
HDMI Cable	•
USB Cable	•
Power Adapter	2
Mounting Kit	•

Optional Accessories

Description	Part No. / Spec.	Page No.
HDMI Cable*	2L-7D02H-1 (2 m)	11-3
Shielded Digital Video Extension Cable	2L-2901	11-2
Low Skew Cable	2L-2801	11-1
Cat 6 Cable*	2L-4101-GR (1 m)	11-3
LockPro™ (HDMI Cable Lock)	2X-EA12	12-1

* Cables with different lengths are available, please refer to 11-3.

VE814 HDMI Extender over single Cat 5 with Dual Display 100 m



Features

- **HDBaseT Connectivity** – extends an HDMI connection over a long distance via single Cat 5e / 6a cable
- **HDBaseT Anti-jamming** – resists signal interference during high-quality video transmission using HDBaseT technology
- **ATEN EDID Technology** – features ATEN default and Port 1 EDID from the display connected to the transmitter.(VE814T)
- Extends Ethernet communication with the Ethernet pass-through port
- Supports one local and two remote displays
- Bi-directional RS-232 channel transmits signals over Cat 5e cable to control a display or other device
- Two IR channels for bi-directional IR transmission
- Rack-mountable

Specifications

Function		VE814
Video Input	Interface	1 x HDMI Type A Female (Black)
	Impedance	100 Ω
	Max. Distance	1.8 m
Video Output	Interface	VE814T: 1 x HDMI Type A Female (Black); VE814R: 2 x HDMI Type A Female (Black)
	Impedance	100 Ω
Video	Max. Data Rate	10.2 Gbps (3.4 Gbps Per Lane)
	Max. Pixel Clock	Up to 340 MHz
	Compliance	HDMI (3D, Deep Color, 4K); HDCP 1.4 Compatible Consumer Electronics Control (CEC)
	Max. Resolutions / Distance	Up to 4K@70m (Cat 5e/6) / 100m (Cat 6a); 1080p@100m
Audio	Input	1 x HDMI Type A Female (Black)
	Output	VE814T: 1 x HDMI Type A Female (Black); VE814R: 2 x HDMI Type A Female (Black)
Unit to Unit		1 x RJ-45 Female, Cat 5e / 6 / 6a / 7 Cable
Control	RS-232 Channel	1 x Terminal Block, 3 Pole, Channel Bypass
	IR Channel	2 x Mini Stereo Jack Female (Black)
	Ethernet	1 x RJ-45 Female
EDID Settings		EDID Mode: Port 1 / Default (See page VIII for definition of each EDID mode)
Power	Connector	1 x DC Jack
	Consumption	VE814T: 5.3 VDC, 8.5W; VE814R: 5.3 VDC, 13.3W
Environmental	Operating Temperature	0–50 °C
	Storage Temperature	-20–60 °C
	Humidity	0–80% RH, Non-Condensing
Physical Properties	Housing	Metal
	Weight	VE814T: 0.45 kg; VE814R: 0.45 kg
	Dimensions (L x W x H)	VE814T: 14.17 x 10.30 x 3.00 cm; VE814R: 14.17 x 10.30 x 3.00 cm
Carton Lot		5 pcs

Note: We strongly recommend that you use ATEN or HDBaseT certified Cat cable for best product performance.

Included Accessories

	VE814
Power Adapter	2
Mounting Kit	•
IR Receiver	•
IR Transmitter	•

Optional Accessories

Description	Part No. / Spec.	Page No.
HDMI Cable*	2L-7D02H-1 (2 m)	11-3
Shielded Digital Video Extension Cable	2L-2901	11-2
Low Skew Cable	2L-2801	11-1
Cat 6 Cable*	2L-4101-GR (1 m)	11-3
IR Extension Cable	2XRT-0003G	12-1
LockPro™ (HDMI Cable Lock)	2X-EA12	12-1

* Cables with different lengths are available, please refer to 11-3.

VE872 / VE873 / VE874 / VE875 HDMI Active Optical Cable

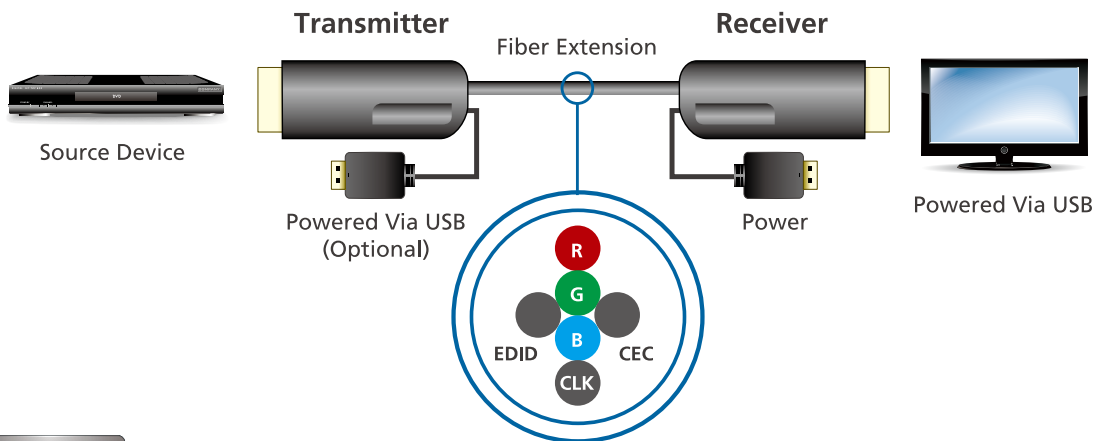
15 m (VE872)	30 m (VE873)
50 m (VE874)	100 m (VE875)



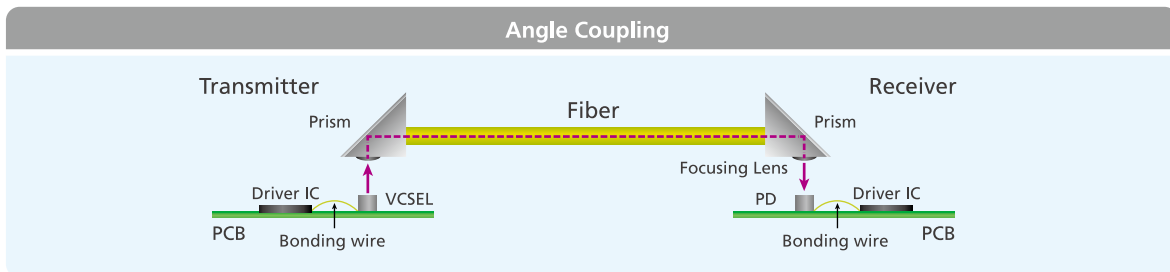
Features

- Connects an HDMI input to an HDMI output via optical cable
- Converts HDMI electrical signals to optical signals
- High data transfer rate of 10.2 Gbps
- EMI / RFI free for high-speed bandwidth transmission
- Powered remotely via USB connection
- **AOC+™** – converts electrical signals into fiber optic signals between connectors over long distances
 - > **Direct Coupling** – uses a simple passive alignment scheme to interconnect optical signals from 2 ends without involving a coupling capacitor, offering a high-speed data transmission without signal interference
 - > **Automated Manufacturing** – supports mass production in an automation process that generates a higher yield rate with better reliability
 - > **Guide Pin Design** – exclusive design of the fiber connectors helps to reduce the production time to provide better product stability and reliability in the long run
 - > **Fiber Dust Cover** – built-in light engine dust cover prevents the bare fiber from being exposed and damaged by external forces, which in return prolongs its lifetime.

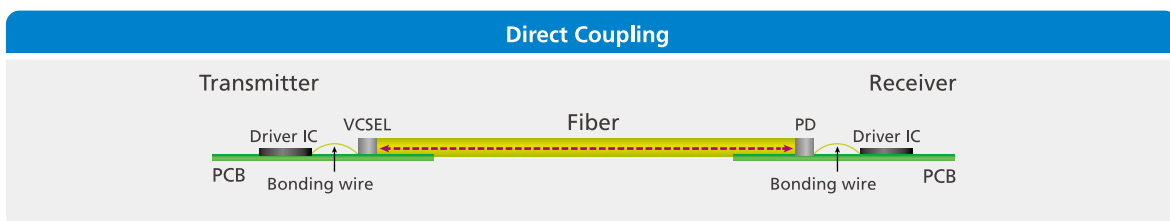
Setup > VE872 / VE873 / VE874 / VE875



Traditional



AOC+™



Specifications

Function		VE872 / VE873 / VE874 / VE875
Video Input	Interface	1 x HDMI Type A Male (Black)
	Impedance	100 Ω
Video Output	Interface	1 x HDMI Type A Male (Black)
	Impedance	100 Ω
Video	Max. Data Rate	10.2 Gbps
	Max. Pixel Clock	340 MHz
	Compliance	HDMI (3D, Deep Color, 4K) HDCP 1.4 Compatible Consumer Electronics Control (CEC)
	Max. Resolutions / Distance	VE872: Up to 4K@15m VE873: Up to 4K@30m VE874: Up to 4K@50m VE875: Up to 4K@100m
Audio	Input	1 x HDMI Type A Male (Black)
	Output	1 x HDMI Type A Male (Black)
Unit to Unit		1 x AOC+ Fiber
Power	Connector	1 x USB Type A
	Consumption	5 VDC, 1W
Environmental	Operating Temperature	0–50 °C
	Storage Temperature	-20–60 °C
	Humidity	0–80% RH, Non-Condensing
Physical Properties	Housing	Metal
	Weight	VE872: 0.14 kg VE873: 0.25 kg VE874: 0.36 kg VE875: 0.71 kg
Carton Lot		5 pcs

VE882 / VE892 HDMI Optical Extender

600 m (VE882) 20 km (VE892)

PRO



Front



Rear (VE882)



Rear (VE892)



Features

- Extends an HDMI / IR / RS-232 connection via one optical fiber cable
- Connects the local and remote units via one optical fiber cable
- Bi-directional RS-232 channel transmits signals over Cat 5e cable to control a display or other device
- **Bi-directional IR channel** for IR signal control; full range IR transmission (30~60 KHz) is processed one direction at a time
- Hot-pluggable
- Rack-mountable

Specifications

Function		VE882 / VE892
Video Input	Interface	1 x HDMI Type A Female (Black)
	Impedance	100 Ω
	Max. Distance	Up to 1.8 m
Video Output	Interface	1 x HDMI Type A Female (Black)
	Impedance	100 Ω
Video	Max. Data Rate	6.75 Gbps (2.25 Gbps Per Lane)
	Max. Pixel Clock	225 MHz
	Compliance	HDMI (3D, Deep Color) HDCP 1.4 Compatible
	Max. Resolutions / Distance	VE882: Up to 1080p@600m with single mode (SM) fiber* VE892: Up to 1080p@20km with single mode (SM) fiber
Audio	Input	1 x HDMI Type A Female (Black)
	Output	1 x HDMI Type A Female (Black)
Unit to Unit		1 x Bi-directional SFP (LC)**
Control	RS-232 Channel	Connector: 1 x Terminal Block, 3 pole Channel Bypass
	IR Channel	1 x Mini Stereo Jack Female (Black); 30~60 KHz full range transmission
Power	Connector	1 x DC Jack
	Consumption	VE882: 5.3 VDC, 5.6W; VE892: 5.3 VDC, 5.1W
Environmental	Operating Temperature	0~50 °C
	Storage Temperature	-20~60 °C
	Humidity	0~80% RH, Non-Condensing
Physical Properties	Housing	Metal
	Weight	0.84 kg (T+R)
	Dimensions (L x W x H)	14.69 x 10.30 x 3.00 cm (T/R)
Carton Lot		5 pcs

Note: * VE882 supports OM3 Multimode optical fiber.

** The Optical modules are color-coded accordingly: VE882T: Blue; VE882R: Yellow; VE892T: Purple; VE892R: White.

Included Accessories

	VE882 / VE892
Power Adapter	2
Mounting Kit	•
IR Receiver	•
IR Transmitter	•

Optional Accessories

Description	Part No. / Spec.	Page No.
HDMI Cable*	2L-7D02H-1 (2 m)	11-3
LockPro™ (HDMI Cable Lock)	2X-EA12	12-1

* Cables with different lengths are available, please refer to 11-3.

VE809 HDMI Wireless Extender 30 m



Features

- Connects 2 HDMI inputs to 2 HDMI outputs (1 local + 1 remote) via wireless extension
- Transmits video content from Blu-ray DVD player, HD cable box or other HDMI devices wirelessly
- A built-in IR receiver for remote control of input devices
- WHDI™ technology – Low latency < 1ms
 - Uncompressed video transmission

Note: Transmission distance may vary upon environments; solid objects like steel, concrete, and brick may lead to shorter transmission distances.

Specifications

Function		VE809
Video Input	Interface	2 x HDMI Type A Female (Black)
	Impedance	100 Ω
	Max. Distance	1.8 m
Video Output	Interface	VE809T: 1 x HDMI Type A Female (Black) VE809R: 1 x HDMI Type A Female (Black)
	Impedance	100 Ω
Video	Max. Data Rate	6.75 Gbps (2.25 Gbps Per Lane)
	Max. Pixel Clock	225 MHz
	Compliance	HDMI (3D) HDCP 1.4 Compatible
	Max. Resolutions / Distance	Up to 1080p@60Hz@30m
Audio	Input	2 x HDMI Type A Female (Black)
	Output	VE809T: 1 x HDMI Type A Female (Black) VE809R: 1 x HDMI Type A Female (Black)
Unit to Unit		Wireless (5GHz Proprietary)
Control	IR Channel	VE809T: 1 x 2.5mm Mini Stereo Jack Female (Black)
Power	Connector	VE809T: 1 x DC Jack; VE809R: 1 x DC Jack (Mini USB)
	Consumption	VE809T: 5 VDC, 10W; VE809R: 5 VDC, 7.5W (Mini USB)
Environmental	Operating Temperature	0–40 °C
	Storage Temperature	-20–60 °C
	Humidity	0–80% RH, Non-Condensing
Physical Properties	Housing	Plastic
	Weight	VE809T: 0.21 kg; VE809R: 0.13 kg
	Dimensions (L x W x H)	VE809T: 18.20 x 9.65 x 3.15 cm; VE809R: 9.50 x 9.50 x 3.15 cm
Carton Lot		5 pcs

Included Accessories

	VE809
HDMI Cable	•
IR Blaster Cable	•
Power Adapter	• (VE809T)
Mini USB Power Adapter	• (VE809R)
IR Remote Control	•

Optional Accessories

Description	Part No. / Spec.	Page No.
HDMI Cable*	2L-7D02H-1 (2 m)	11-3

* Cables with different lengths are available, please refer to 11-3.

VE829 5 x 2 HDMI Wireless Extender 30 m

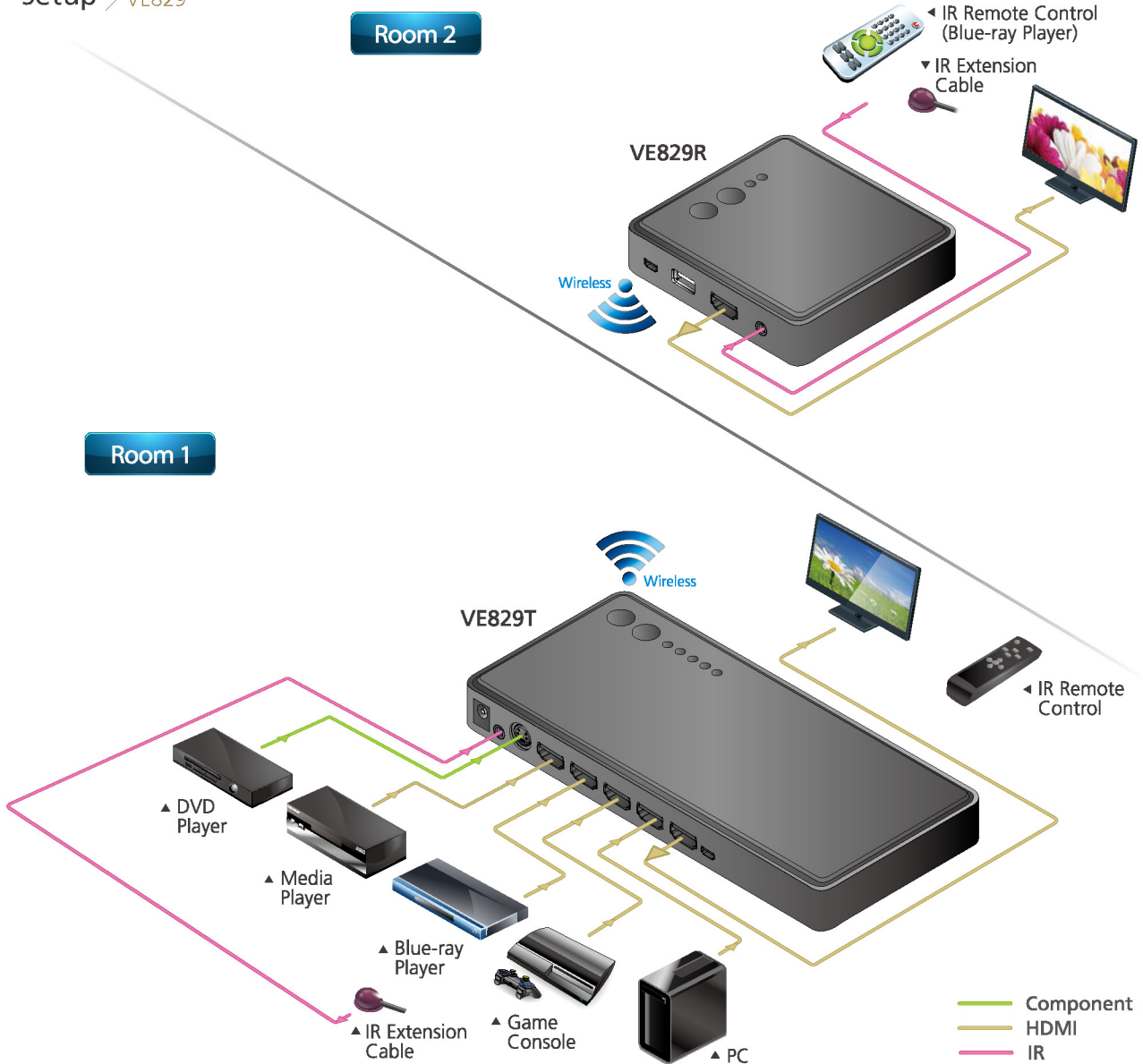


Features

- 5 x 2 Matrix - allows you to switch and independently select any of 5 sources (4 x HDMI connectors, 1 x component connector) between 2 HDTVs
- USB HID ports on the transmitter and receiver units enable wireless keyboard connectivity for control over connected computer
- IR Return Channel – enables wireless control of input sources from remote site
- WHDI™ Technology – Low latency < 1ms
– Uncompressed video transmission

Note: Transmission distance may vary upon environments; solid objects like steel, concrete, and brick may lead to shorter transmission distances.

Setup > VE829



Specifications

Function		VE829
Video Input	Interface	4 x HDMI Type A Female (Black) 1 x Component Video Female (Blue/Green/Red)
	Impedance	100 Ω (HDMI)
	Max. Distance	1.8 m
Video Output	Interface	VE829T: 1 x HDMI Type A Female (Black) VE829R: 1 x HDMI Type A Female (Black)
	Impedance	100 Ω
Video	Max. Data Rate	6.75 Gbps (2.25 Gbps Per Lane)
	Max. Pixel Clock	225 MHz
	Compliance	HDMI (3D) HDCP 1.4 Compatible
	Max. Resolutions / Distance	Up to 1080p@30m
Audio	Input	4 x HDMI Type A Female (Black) 1 x Component Audio Female (Red/White)
	Output	VE829T: 1 x HDMI Type A Female (Black) VE829R: 1 x HDMI Type A Female (Black)
Unit to Unit		Wireless (5GHz Proprietary)
Control	IR Channel	1 x 2.5mm Jack Female (Black)
Power	Connector	VE829T: 1 x DC Jack; VE829R: 1 x DC Jack (Mini USB)
	Consumption	VE829T: 5 VDC, 9.5W; VE829R: 5 VDC, 6.7W (Mini USB)
Environmental	Operating Temperature	0–40 °C
	Storage Temperature	-20–60 °C
	Humidity	0–80% RH, Non-Condensing
Physical Properties	Housing	Plastic
	Weight	VE829T: 0.30 kg VE829R: 0.13 kg
	Dimensions (L x W x H)	VE829T: 23.40 x 9.65 x 3.25 cm VE829R: 9.50 x 9.50 x 3.55 cm
Carton Lot		5 pcs

Included Accessories

	VE829
HDMI Cable	•
Component Adapter Cable	•
IR Blaster Cable	•
IR Sensor Extender Cable	•
Power Adapter	• (VE829T)
Mini USB Power Adapter	• (VE829R)
IR Remote Control	2

Optional Accessories

Description	Part No. / Spec.	Page No.
HDMI Cable*	2L-7D02H-1 (2 m)	11-3

* Cables with different lengths are available, please refer to 11-3.

VE849 Multicast HDMI Wireless Extender 30 m



Features

- Connects 2 HDMI inputs to 5 HDMI outputs (1 local + 4 remote) via wireless extension up to 30m*
- **Multicast signal** – 1 transmitter streams HDMI transmissions to 4 receivers simultaneously
- Built-in IR receiver with IR blaster cable allows control of source devices from the remote side
- WHDI™ Technology - Low latency <1ms
- Uncompressed video transmission

Note: Distance may vary depending on the actual environment; solid objects such as steel, concrete, or brick may cause interference and shorten the transmission distances.

Specifications

Function		VE849
Video Input	Interface	2 x HDMI Type A Female (Black)
	Impedance	100 Ω
	Max Distance	1.8 m
Video Output	Interface	VE849T: 1 x HDMI Type A Female (Black) VE849R: 1 x HDMI Type A Female (Black)
	Impedance	100 Ω
Video	Max. Data Rate	6.75 Gbps (2.25 Gbps Per Lane)
	Max. Pixel Clock	225 MHz
	Compliance	HDMI (3D) HDCP compatible
	Max. Resolutions / Distance	Up to 1080p@30m
Audio	Input	2 x HDMI Type A Female (Black)
	Output	VE849T: 1 x HDMI Type A Female (Black) VE849R: 1 x HDMI Type A Female (Black)
Unit to Unit		Wireless (5 GHz Proprietary)
Control	IR Channel	1 x 2.5mm Mini Stereo Jack Female (Black)
Power	Connector	VE849T: 1 x DC Jack; VE849R: 1 x DC Jack (Mini USB)
	Consumption	VE849T: 5 VDC, 10W; VE849R: 5 VDC, 7.5W (Mini USB)
Environmental	Operating Temperature	0–40 °C
	Storage Temperature	-20–60 °C
	Humidity	0–80% RH, Non-Condensing
Physical Properties	Housing	Plastic
	Weight	VE849T: 0.21 kg; VE849R: 0.13 kg
	Dimensions (L x W x H)	VE849T: 18.20 x 9.65 x 3.15 cm; VE849R: 9.50 x 9.50 x 3.15 cm
Carton Lot		5 pcs

Included Accessories

	VE849
IR Blaster Cable	• (VE849T)
Power Adapter	• (VE849T)
IR Remote Control with 2 AAA Batteries	• (VE849T)
IR Receiver Cable	• (VE849R)
HDMI Cable	• (VE849R)
Mini USB Power Adapter	• (VE849R)

Optional Accessories

Description	Part No. / Spec.	Page No.
HDMI Cable*	2L-7D02H-1 (2 m)	11-3

* Cables with different lengths are available, please refer to 11-3.

VE800A HDMI Extender 60 m



Features

- Extends an HDMI connection via single Cat 5e cable
- Supports 8-segment equalization adjustment via switch
- Rack-mountable

Note: A second Cat 5e cable is required to connect between two VE800A units if EDID Bypass and/or HDCP authentication needs to be enabled.



Specifications

Function		VE800A
Video Input	Interface	1 x HDMI Type A Female (Black)
	Impedance	100 Ω
	Max. Distance	1.8 m
Video Output	Interface	1 x HDMI Type A Female (Black)
	Impedance	100 Ω
	Max. Data Rate	6.75 Gbps (2.25 Gbps Per Lane)
Video	Max. Pixel Clock	225 MHz
	Compliance	HDMI (3D, Deep Color) HDCP 1.4, Compatible
	Max. Resolutions / Distance	Up to 1080p@40m; 1080i@60m
Audio	Input	1 x HDMI Type A Female (Black)
	Output	1 x HDMI Type A Female (Black)
Unit to Unit		1 x RJ-45 Female, Cat 5e / 6 Cable
Power	Connector	1 x DC Jack
	Consumption	VE800AT: 5 VDC, 1W VE800AR: 5 VDC, 0.75W
Environmental	Operating Temperature	0–50 °C
	Storage Temperature	-20–60 °C
	Humidity	0–80% RH, Non-Condensing
Physical Properties	Housing	Metal
	Weight	0.16 kg (T+R)
	Dimensions (L x W x H)	9.00 x 5.50 x 2.40 cm (T/R)
Carton Lot		5 pcs

Included Accessories

	VE800A
Power Adapter	2
Mounting Kit	•

Optional Accessories

Description	Part No. / Spec.	Page No.
HDMI Cable*	2L-7D02H-1 (2 m)	11-3
Shielded Digital Video Extension Cable	2L-2901	11-2
Low Skew Cable	2L-2801	11-1
Cat 6 Cable*	2L-4101-GR (1 m)	11-3

* Cables with different lengths are available, please refer to 11-3.

VE803 HDMI USB Extender 60 m



Front



Rear



Features

- Extends an HDMI connection via Cat 5e cable
- **Supports Transparent USB connectivity** to all USB 2.0 full speed devices, such as a touch panel
- Transmitter unit can be powered on via USB
- Supports 8-segment equalization adjustment via switch
- **ATEN EDID Technology** – features ATEN default EDID
- Rack-mountable

Specifications

Function		VE803
Video Input	Interface	1 x HDMI Type A Female (Black)
	Impedance	100 Ω
	Max. Distance	1.8 m
Video Output	Interface	1 x HDMI Type A Female (Black)
	Impedance	100 Ω
Video	Max. Data Rate	6.75 Gbps (2.25 Gbps Per Lane)
	Max. Pixel Clock	225 MHz
	Compliance	HDMI (3D, Deep Color) HDCP 1.4 Compatible
	Max. Resolutions / Distance	Up to 1080p@40m; 1080i@60m
Audio	Input	1 x HDMI Type A Female (Black)
	Output	1 x HDMI Type A Female (Black)
Unit to Unit	2 x RJ-45 Female, Cat 5e / 6 Cable	
Control	USB Channel	VE803T: 1 x USB Type B Female VE803R: 1 x USB Type A Female
EDID Settings	EDID Mode: Default (See page VIII for definition of each EDID mode)	
Power	Connector	1 x DC Jack
	Consumption	VE803T: 5 VDC, 1W VE803R: 5 VDC, 3.9W
Environmental	Operating Temperature	0–50 °C
	Storage Temperature	-20–60 °C
	Humidity	0–80% RH, Non-Condensing
Physical Properties	Housing	Metal
	Weight	0.32 kg (T+R)
	Dimensions (L x W x H)	9.00 x 5.74 x 2.40 cm (T/R)
Carton Lot	20 pcs	

Included Accessories

	VE803
USB Cable	•
Power Adapter	•
Mounting Kit	•

Optional Accessories

Description	Part No. / Spec.	Page No.
HDMI Cable*	2L-7D02H-1 (2 m)	11-3
Shielded Digital Video Extension Cable	2L-2901	11-2
Low Skew Cable	2L-2801	11-1
Cat 6 Cable*	2L-4101-GR (1 m)	11-3

* Cables with different lengths are available, please refer to 11-3.

VE810 HDMI Extender with IR Control 60 m



(VE810R)



Features

- Extends an HDMI connection via Cat 5e cable
- Supports 8-segment equalization adjustment via switch
- Compatible for use with all ATEN HDMI switches and splitters
- The remote unit can be powered on from the local unit via a Cat 5e cable
- **Bi-directional IR channel** for IR signal control; IR transmission is processed one direction at a time
- Rack-mountable

Specifications

Function		VE810
Video Input	Interface	1 x HDMI Type A Female (Black)
	Impedance	100 Ω
	Max. Distance	1.8 m
Video Output	Interface	1 x HDMI Type A Female (Black)
	Impedance	100 Ω
Video	Max. Data Rate	6.75 Gbps (2.25 Gbps Per Lane)
	Max. Pixel Clock	225 MHz
	Compliance	HDMI (3D, Deep Color) HDCP 1.4 Compatible
	Max. Resolutions / Distance	Up to 1080p@40m; 1080i@60m
Audio	Input	1 x HDMI Type A Female (Black)
	Output	1 x HDMI Type A Female (Black)
Unit to Unit		2 x RJ-45 Female, Cat 5e / 6 Cable
Control	IR Channel	1 x Mini Stereo Jack Female (Black)
Power	Connector	1 x DC Jack
	Consumption	VE810L: 5 VDC, 1.52W; VE810R: 5 VDC, 1.35W
Environmental	Operating Temperature	0–50 °C
	Storage Temperature	-20–60 °C
	Humidity	0–80% RH, Non-Condensing
Physical Properties	Housing	Metal
	Weight	0.30 kg (L+R)
	Dimensions (L x W x H)	9.00 x 5.76 x 2.40 cm (L/R)
Carton Lot		20 pcs

Included Accessories

	VE810
Power Adapter	• (Local Unit)
Mounting Kit	•
IR Receiver	•
IR Transmitter	•

Optional Accessories

Description	Part No. / Spec.	Page No.
HDMI Cable*	2L-7D02H-1 (2 m)	11-3
Shielded Digital Video Extension Cable	2L-2901	11-2
Low Skew Cable	2L-2801	11-1
Cat 6 Cable*	2L-4101-GR (1 m)	11-3
IR Extension Cable	2XRT-0003G	12-1

* Cables with different lengths are available, please refer to 11-3.

VE806 HDMI Over Cat 5 Extender Wall Plate 60 m PRO



Front



R



T

Rear



R



T

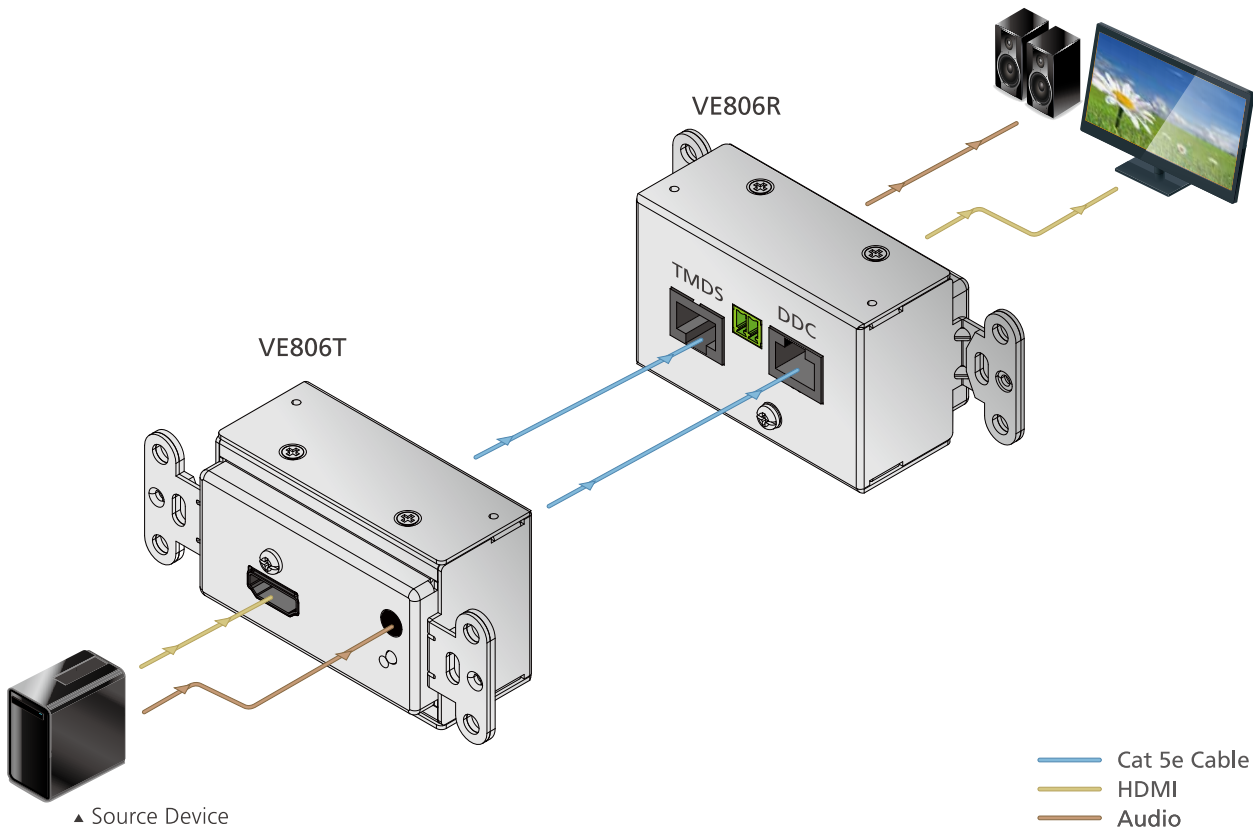


Features

- Connects the local and remote units with 2 Cat 5e cables, one to transmit video and audio and another to supply power*
- Supports 8-segment equalization adjustment via switch
- LED indication of power and connection status
- Wall-mountable; decora type design is easily configurable to fit various wall plates
- Hot-pluggable

Note: *A second Cat 5e cable connection (DDC) is required to remotely power on either the transmitter or receiver and also to bypass EDID & HDCP signals.

Setup > VE806T + VE806R



Specifications

Function		VE806
Video Input	Interface	1 x HDMI Type A Female (Black)
	Impedance	100 Ω
	Max. Distance	1.8 m
Video Output	Interface	1 x HDMI Type A Female (Black)
	Impedance	100 Ω
Video	Max. Data Rate	6.75 Gbps (2.25 Gbps Per Lane)
	Max. Pixel Clock	225 MHz
	Compliance	HDMI (3D, Deep Color) HDCP 1.4 Compatible
	Max. Resolutions / Distance	Up to 1080p@40m; 1080i@60m
Audio	Input	1 x HDMI Type A Female (Black)
	Output	1 x HDMI Type A Female (Black)
Unit to Unit		2 x RJ-45 Female, Cat 5e / 6 Cable
Power	Connector	1 x Terminal Block (Green)
	Consumption	9 VDC, 2.9W
Environmental	Operating Temperature	0–50 °C
	Storage Temperature	-20–60 °C
	Humidity	0–80% RH, Non-Condensing
Physical Properties	Housing	Metal
	Weight	VE806T: 0.17 kg; VE806R: 0.17 kg
	Dimensions (L x W x H)	VE806T: 10.11 x 4.44 x 4.40 cm; VE806R: 10.11 x 4.44 x 4.40 cm
Carton Lot		5 pcs

Included Accessories

	VE806
Power Adapter	•
Terminal Block	•

Optional Accessories

Description	Part No. / Spec.	Page No.
HDMI Cable*	2L-7D02H-1 (2 m)	11-3
Shielded Digital Video Extension Cable	2L-2901	11-2
Low Skew Cable	2L-2801	11-1
Cat 6 Cable*	2L-4101-GR (1 m)	11-3
LockPro™ (HDMI Cable Lock)	2X-EA12	12-1

* Cables with different lengths are available, please refer to 11-3.

VE601 DVI HDBaseT-Lite Extender 70 m



Features

- **HDBaseT Connectivity** – extends a DVI connection over a long distance via single 5e / 6a cable
- **HDBaseT Anti-jamming** – resists signal interference during high-quality video transmission using HDBaseT technology
- Rack-mountable

Specifications

Function		VE601
Video Input	Interface	1 x DVI-D Female (White)
	Impedance	100 Ω
	Max. Distance	Up to 1.8 m
Video Output	Interface	1 x DVI-D Female (White)
	Impedance	100 Ω
Video	Max. Data Rate	10.2 Gbps (3.4 Gbps Per Lane)
	Max. Pixel Clock	340 MHz
	Compliance	DVI (3D, Deep Color) HDCP 1.4 compatible
	Max. Resolutions / Distance	Up to 1920 x 1200@35m (Cat 5e/6) / 40m (Cat 6a); 1080p@60m (Cat 5e/6) / 70m (Cat 6a)
Unit to Unit	1 x RJ-45 Female, Cat 5e / 6 / 6a / 7 Cable	
Power	Connector	1 x DC Jack with locking
	Consumption	VE601T: 5 VDC, 1.85W; VE601R: 5 VDC, 4.23W
Environmental	Operating Temperature	0–50 °C
	Storage Temperature	-20–60 °C
	Humidity	0–80% RH, Non-Condensing
Physical Properties	Housing	Metal
	Weight	VE601T: 0.25 kg; VE601R: 0.25 kg
	Dimensions (L x W x H)	VE601T: 10.30 x 8.70 x 3.00 cm; VE601R: 10.30 x 8.70 x 3.00 cm
Carton Lot	20 pcs	

Note: We strongly recommend that you use ATEN or HDBaseT certified Cat cable for best product performance.

Included Accessories

	VE601
Power Adapter	•

Optional Accessories

Description	Part No. / Spec.	Page No.
Shielded Digital Video Extension Cable	2L-2901	11-2
Low Skew Cable	2L-2801	11-1
Cat 6 Cable*	2L-4101-GR (1 m)	11-3
Dual Link DVI Cable* (The VE601 only supports single link)	2L-7D03DD (3 m)	11-3

* Cables with different lengths are available, please refer to 11-3.

VE066 Mini Cat 5 DVI Extender 20 m



Features

- Extends a DVI connection via Cat 5e cable
- Compatible for use with all ATEN DVI switches and splitters
- **Smart Video Display** – image quality is optimized based on available resolution of the output device
- Compact size ideal for limited space installation
- Hot-pluggable

Specifications

Function		VE066
Video Input	Interface	1 x DVI-D Male (Gold)
	Impedance	100 Ω
Video Output	Interface	1 x DVI-D Male (Gold)
	Impedance	100 Ω
Video	Max. Data Rate	4.95 Gbps (1.65 Gbps Per Lane)
	Max. Pixel Clock	165 MHz
	Compliance	HDCP 1.4 Compatible
	Max. Resolutions / Distance	Up to 1920 x 1200@20m
Unit to Unit		1 x RJ-45 Female, Cat 5e / 6 Cable
Environmental	Operating Temperature	0–50 °C
	Storage Temperature	-20–60 °C
	Humidity	0–80% RH, Non-Condensing
Physical Properties	Housing	Plastic
	Weight	0.10 kg (T+R)
	Dimensions (L x W x H)	5.66 x 4.07 x 2.15 cm (T/R)
Carton Lot		20 pcs

Optional Accessories

Description	Part No. / Spec.	Page No.
Shielded Digital Video Extension Cable	2L-2901	11-2
Low Skew Cable	2L-2801	11-1
Cat 6 Cable*	2L-4101-GR (1 m)	11-3

* Cables with different lengths are available, please refer to 11-3.

VE600A DVI Extender with Audio 60 m PRO



Features

- Extends a DVI connection via Cat 5e cable
- Supports 8-segment equalization adjustment via switch
- Supports A/V transmission over single Cat 5e cable with built-in ATEN EDID and patented video technology*
- Rack-mountable

Note: *A second Cat 5e cable connection (DDC) is required to remotely power on either the transmitter or receiver and also to bypass EDID & HDCP signals.

Specifications

Function		VE600A
Video Input	Interface	1 x DVI-D Female (White)
	Impedance	100 Ω
	Max. Distance	1.8 m
Video Output	Interface	1 x DVI-D Female (White)
	Impedance	100 Ω
Video	Max. Data Rate	6.75 Gbps (2.25 Gbps Per Lane)
	Max. Pixel Clock	225 MHz
	Compliance	HDCP 1.4 Compatible
	Max. Resolutions / Distance	Up to 1080p@40m; 1080i@60m
Audio	Input	1 x Mini Stereo Jack Female (Green)
	Output	1 x Mini Stereo Jack Female (Green)
Unit to Unit		2 x RJ-45 Female, Cat 5e / 6 Cable
Power	Connector	1 x DC Jack
	Consumption	VE600AL: 5.3 VDC, 2.05W; VE600AR: 5.3 VDC, 1.45W
Environmental	Operating Temperature	0–50 °C
	Storage Temperature	-20–60 °C
	Humidity	0–80% RH, Non-Condensing
Physical Properties	Housing	Metal
	Weight	0.36 kg (L+R)
	Dimensions (L x W x H)	9.13 x 5.76 x 2.40 cm (L/R)
Carton Lot		20 pcs

Included Accessories

	VE600A
Power Adapter	•
Mounting Kit	•

Optional Accessories

Description	Part No. / Spec.	Page No.
Shielded Digital Video Extension Cable	2L-2901	11-2
Low Skew Cable	2L-2801	11-1
Cat 6 Cable*	2L-4101-GR (1 m)	11-3
DVI Cable with Audio	2L-7D02V	11-3

* Cables with different lengths are available, please refer to 11-3.

VE602 DVI Dual Link Extender with Audio 60 m PRO



Features

- Extends a DVI connection via Cat 5e cable
- Uses a second Cat 5e cable for dual link signals
- Supports 8-segment equalization adjustment via switch
- **ATEN EDID Technology** – features ATEN default EDID and learning of the EDID from the display connected to the Transmitter (VE602T)
- Rack-mountable

Specifications

Function		VE602
Video Input	Interface	1 x DVI-D Female (White)
	Impedance	100 Ω
	Max. Distance	1.8 m
Video Output	Interface	1 x DVI-D Female (White)
	Impedance	100 Ω
Video	Max. Data Rate	6.75 Gbps (2.25 Gbps Per Lane)
	Max. Pixel Clock	225 MHz
	Max. Resolutions / Distance	Dual Link: up to 2560 x 1600@40m Single Link: up to 1920 x 1200@40m; 1280 x 1024@60m
Audio	Input	1 x Mini Stereo Jack Female (Green)
	Output	1 x Mini Stereo Jack Female (Green)
Unit to Unit		2 x RJ-45 Female, Cat 5e / 6 Cable
EDID Settings		EDID Mode: Default / Learn (See page VIII for definition of each EDID mode)
Power	Connector	1 x DC Jack
	Consumption	VE602T: 5.3 VDC, 1.1W; VE602R: 5.3 VDC, 0.9W
Environmental	Operating Temperature	0–50 °C
	Storage Temperature	-20–60 °C
	Humidity	0–80% RH, Non-Condensing
Physical Properties	Housing	Metal
	Weight	0.36 kg (T+R)
	Dimensions (L x W x H)	9.13 x 5.74 x 2.40 cm (T/R)
Carton Lot		20 pcs

Note: HDCP is not supported

Included Accessories

	VE602
Power Adapter	2
Mounting Kit	•

Optional Accessories


Description	Part No. / Spec.	Page No.
Shielded Digital Video Extension Cable	2L-2901	11-2
Low Skew Cable	2L-2801	11-1
Cat 6 Cable*	2L-4101-GR (1 m)	11-3
DVI Cable with Audio	2L-7D02V	11-3
Dual Link DVI Cable*	2L-7D03DD (3 m)	11-3

* Cables with different lengths are available, please refer to 11-3.

VE606 DVI Over Cat 5 Extender Wall Plate

60 m

PRO



Features

- Connects the local and remote units with 2 Cat 5e cables, one to transmit video and audio and another to supply power*
- Uses a second Cat 5e cable for dual link signals
- Supports 8-segment equalization adjustment via switch
- LED indication of power and connection status
- Wall-mountable; decora type design is easily configurable to fit various wall plates
- Hot-pluggable

Note: *A second Cat 5e cable connection (DDC) is required to remotely power on either the transmitter or receiver and also to bypass EDID & HDCP signals.

Specifications

Function		VE606
Video Input	Interface	1 x DVI-D Female (White)
	Impedance	100 Ω
	Max. Distance	1.8 m
Video Output	Interface	1 x DVI-D Female (White)
	Impedance	100 Ω
Video	Max. Data Rate	6.75 Gbps (2.25 Gbps Per Lane)
	Max. Pixel Clock	225 MHz
	Compliance	HDCP Compatible
	Max. Resolutions / Distance	Up to 1920 x 1200@40m; 1280 x 1024@60m
Audio	Input	1 x Mini Stereo Jack Female (Green)
	Output	1 x Mini Stereo Jack Female (Green)
Unit to Unit		2 x RJ-45 Female, Cat 5e / 6 Cable
Power	Connector	1 x Terminal Block (Green)
	Consumption	9 VDC, 2.9W
Environmental	Operating Temperature	0–50 °C
	Storage Temperature	-20–60 °C
	Humidity	0–80% RH, Non-Condensing
Physical Properties	Housing	Metal
	Weight	VE606T: 0.17 kg; VE606R: 0.17 kg
	Dimensions (L x W x H)	VE606T: 10.11 x 4.44 x 4.34 cm; VE606R: 10.11 x 4.44 x 4.34 cm
Carton Lot		5 pcs

Included Accessories

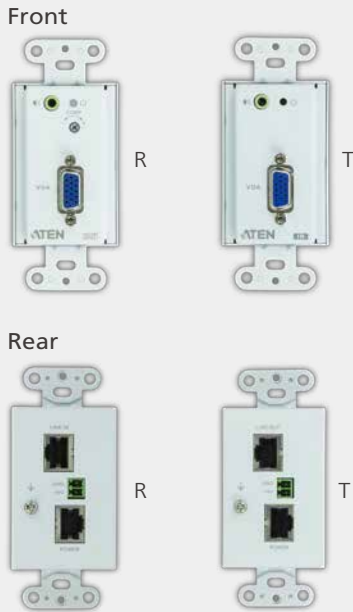
	VE606
Power Adapter	•
Terminal Block	•

Optional Accessories

Description	Part No. / Spec.	Page No.
Shielded Digital Video Extension Cable	2L-2901	11-2
Low Skew Cable	2L-2801	11-1
Cat 6 Cable*	2L-4101-GR (1 m)	11-3
DVI Cable with Audio	2L-7D02V	11-3

* Cables with different lengths are available, please refer to 11-3.

VE156 VGA Over Cat 5 Extender Wall Plate 150 m PRO



Features

- Connects the local and remote units with 2 Cat 5e cables, one to transmit video and audio and another to supply power*
- LED indication of power and connection status
- **Adjustable Gain Control** – signal strength can be manually adjusted via Video Gain/Compensation tuner
- Wall-mountable; decora type design is easily configurable to fit various wall plates
- Hot-pluggable

Note: *A second Cat 5e cable connection (DDC) is required to remotely power on either the transmitter or receiver.

Specifications

Function		VE156
Video Input	Interface	1 x HDB-15 Female (Blue)
	Impedance	100 Ω
Video Output	Interface	1 x HDB-15 Female (Blue)
	Impedance	100 Ω
Video	Max. Bandwidth	300 MHz
	Max. Resolutions / Distance	Up to 1920 x 1200@30m; 1280 x 1024@150m
Audio	Input	1 x Mini Stereo Jack Female (Green)
	Output	1 x Mini Stereo Jack Female (Green)
Unit to Unit		2 x RJ-45 Female, Cat 5e / 6 Cable
Power	Connector	1 x Terminal Block (Green)
	Consumption	9 VDC, 3.2W
Environmental	Operating Temperature	0–50 °C
	Storage Temperature	-20–60 °C
	Humidity	0–80% RH, Non-Condensing
Physical Properties	Housing	Metal
	Weight	VE156T: 0.17 kg; VE156R: 0.17 kg
	Dimensions (L x W x H)	VE156T: 10.11 x 4.44 x 4.26 cm; VE156R: 10.11 x 4.44 x 4.26 cm
Carton Lot		5 pcs

Included Accessories

	VE156
Power Adapter	•
Terminal Block	•

Optional Accessories

Description	Part No. / Spec.	Page No.
Shielded Digital Video Extension Cable	2L-2901	11-2
Low Skew Cable	2L-2801	11-1
Cat 6 Cable*	2L-4101-GR (1 m)	11-3
VGA / Audio Cable	2L-2402A	11-3

* Cables with different lengths are available, please refer to 11-3.

VE022 Mini Cat 5 A/V Extender 150 m



Front



R

T

Rear



R

T

Features

- Extends a VGA connection via Cat 5e cable
- Convenient docking interface for mounting on the display device
- **Adjustable Gain Control** – signal strength can be manually adjusted via Video Gain/Compensation tuner
- Rack-mountable

Specifications

Function		VE022
Video Input	Interface	1 x HDB-15 Male (Black)
	Impedance	75 Ω
Video Output	Interface	1 x HDB-15 Female (Blue)
	Impedance	75 Ω
Video	Max. Bandwidth	300 MHz
	Max. Resolutions / Distance	Up to 1920 x 1200@30m; 1280 x 1024@150m
Audio	Input	1 x Mini Stereo Jack Female (Green)
	Output	1 x Mini Stereo Jack Female (Green)
Unit to Unit		1 x RJ-45 Female, Cat 5e / 6 Cable
Power	Connector	1 x DC Jack
	Consumption	VE022T: 5 VDC, 0.44W VE022R: 5 VDC, 0.88W
Environmental	Operating Temperature	0–50 °C
	Storage Temperature	-20–60 °C
	Humidity	0–80% RH, Non-Condensing
Physical Properties	Housing	Metal
	Weight	VE022T: 0.07 kg; VE022R: 0.05 kg
	Dimensions (L x W x H)	VE022T: 3.53 x 7.68 x 2.06 cm; VE022R: 3.53 x 7.68 x 2.06 cm
Carton Lot		20 pcs

Included Accessories

	VE022
VGA Cable	•
Audio Cable	•
USB to DC Power Cord	•
Power Adapter	•
Mounting Kit	•

Optional Accessories

Description	Part No. / Spec.	Page No.
Shielded Digital Video Extension Cable	2L-2901	11-2
Low Skew Cable	2L-2801	11-1
Cat 6 Cable*	2L-4101-GR (1 m)	11-3

* Cables with different lengths are available, please refer to 11-3.

VE150A Video Extender 150 m



Features

- Extends a VGA connection via Cat 5e cable
- Supports one local and one remote VGA display
- **Adjustable Gain Control** – signal strength can be manually adjusted via Video Gain/Compensation tuner
- Hot-pluggable
- Rack-mountable

Specifications

Function		VE150A
Video Input	Interface	1 x HDB-15 Male (Blue)
	Impedance	75 Ω
	Max. Distance	1.8 m
Video Output	Interface	1 x HDB-15 Female (Blue)
	Impedance	75 Ω
Video	Max. Bandwidth	300 MHz
	Max. Resolutions / Distance	Up to 1920 x 1200@30m; 1280 x 1024@150m
Unit to Unit		1 x RJ-45 Female, Cat 5e / 6 Cable
Power	Connector	1 x DC Jack
	Consumption	VE150AT: 5.3 VDC, 1.0W VE150AR: 5.3 VDC, 1.2W
Environmental	Operating Temperature	0–50 °C
	Storage Temperature	-20–60 °C
	Humidity	0–80% RH, Non-Condensing
Physical Properties	Housing	Metal
	Weight	0.48 kg (T+R)
	Dimensions (L x W x H)	12.77 x 9.04 x 2.26 cm (T/R)
Carton Lot		5 pcs

Included Accessories

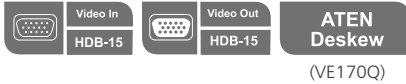
	VE150A
VGA Cable	•
Power Adapter	2
Mounting Kit	•

Optional Accessories

Description	Part No. / Spec.	Page No.
Shielded Digital Video Extension Cable	2L-2901	11-2
Low Skew Cable	2L-2801	11-1
Cat 6 Cable*	2L-4101-GR (1 m)	11-3
VGA EDID Emulator	2A-130G	9-15
VGA Over Cat 5 Repeater	VE550	3-2

* Cables with different lengths are available, please refer to 11-3.

VE170 / VE170Q A/V Over Cat 5 Extender 300 m PRO



Front



Rear



Features

- Extends a VGA connection via Cat 5e cable
- Supports one local and one remote VGA display
- **Adjustable Gain Control** – signal strength can be manually adjusted via Video Gain/Compensation tuner
- Rack-mountable

Note: Package option 1: VE170 (VE170T + VE170R)
 Package option 2: VE170Q (VE170T + VE170RQ)

Specifications

Function		VE170 / VE170Q
Video Input	Interface	1 x HDB-15 Male (Blue)
	Impedance	75 Ω
	Max. distance	1.8 m
Video Output	Interface	1 x HDB-15 Female (Blue)
	Impedance	75 Ω
Video	Max. Bandwidth	300 MHz
	Max. Resolutions / Distance	VE170: Up to 1920 x 1200@30m; 1024 x 768@300m VE170Q: Up to 1920 x 1200@150m; 1280 x 1024@300m
Audio	Input	1 x Mini Stereo Jack Female (Green)
	Output	VE170T: 1 x Mini Stereo Jack Female (Green) VE170R: 1 x Mini Stereo Jack Female (Green)
Unit to Unit		1 x RJ-45 Female, Cat 5e / 6 Cable
Power	Connector	1 x DC Jack
	Consumption	VE170T: 5.3 VDC, 0.9W; VE170R: 5.3 VDC, 1.11W; VE170RQ: 5.3 VDC, 4.82W
Environmental	Operating Temperature	0–50 °C
	Storage Temperature	-20–60 °C
	Humidity	0–80% RH, Non-Condensing
Physical Properties	Housing	Metal
	Weight	VE170T: 0.25 kg; VE170R: 0.25 kg; VE170RQ: 0.25 kg
	Dimensions (L x W x H)	VE170T: 12.77 x 9.04 x 2.26 cm; VE170R: 12.77 x 9.04 x 2.26 cm; VE170RQ: 12.77 x 9.04 x 2.26 cm
Carton Lot		5 pcs

Included Accessories

	VE170 / VE170Q
VGA/Audio Cable	•
Power Adapter	2
Mounting Kit	•

Note: *Since VE170 comes in various packages, the quantity of accessories will depend on the package purchased.

Optional Accessories

Description	Part No. / Spec.	Page No.
Shielded Digital Video Extension Cable	2L-2901	11-2
Low Skew Cable	2L-2801	11-1
Cat 6 Cable*	2L-4101-GR (1 m)	11-3
VGA / Audio Cable	2L-2402A	11-3
VGA EDID Emulator	2A-130G	9-15

* Cables with different lengths are available, please refer to 11-3.

VE200 Audio/Video Extender 200 m PRO



(VE200R)

Front



Rear



Features

- Extends a VGA connection via Cat 5e cable
- Bi-directional RS-232 channel transmits signals over Cat 5e cable to control a display or other device
- Supports one local and two remote displays
- An IR channel for screen On/Off control and video adjustment at remote site
- **Adjustable Gain Control** – signal strength can be manually adjusted in Video Gain or Video Compensation modes via OSD for optimum display quality
- Rack-mountable

Specifications

Function		VE200
Video Input	Interface	1 x HDB-15 Male (Blue)
	Impedance	75 Ω
	Max. Distance	1.8 m
Video Output	Interface	VE200L: 1 x HDB-15 Female (Blue); VE200R: 2 x HDB-15 Female (Blue)
	Impedance	75 Ω
Video	Max. Bandwidth	300 MHz
	Max. Resolutions / Distance	Up to 1920 x 1200@30m; 1280 x 1024@200m
Audio	Input	VE200L: 1 x Mini Stereo Jack Female (Green)
	Output	VE200L: 1 x Mini Stereo Jack Female (Green) VE200R: 2 x Mini Stereo Jack Female (Green)
Unit to Unit		1 x RJ-45 Female, Cat 5e / 6 Cable
Control	RS-232 Channel	VE200L: 1 x DB-9 Female (Black), 1 x DB-9 Male (Black); VE200R: 2 x DB-9 Male (Black); Channel Bypass
	IR Channel (VE200R)	1 x Mini Stereo Jack Female (Black)
Power	Connector	1 x DC Jack
	Consumption	VE200L: 5.3 VDC, 2W; VE200R: 5.3 VDC, 3.9W
Environmental	Operating Temperature	0–50 °C
	Storage Temperature	-20–60 °C
	Humidity	0–80% RH, Non-Condensing
Physical Properties	Housing	Metal
	Weight	VE200L: 0.34 kg; VE200R: 0.34 kg
	Dimensions (L x W x H)	VE200L: 13.90 x 8.80 x 2.86 cm; VE200R: 13.90 x 8.80 x 2.86 cm
Carton Lot		5 pcs

Included Accessories

	VE200
VGA/Audio Cable	•
IR Remote Control	•
IR Receiver	•
Power Adapter	2
Mounting Kit	•

Optional Accessories

Description	Part No. / Spec.	Page No.
Shielded Digital Video Extension Cable	2L-2901	11-2
Low Skew Cable	2L-2801	11-1
Cat 6 Cable*	2L-4101-GR (1 m)	11-3
VGA / Audio Cable	2L-2402A	11-3
VGA EDID Emulator	2A-130G	9-15
IR Remote Control	2XRT-0301G	12-1

* Cables with different lengths are available, please refer to 11-3.

VE560 DVI Booster 50 m



Front



Rear



Features

- Extends a DVI connection over a long distance
- Easy connection to different digital video devices (e.g. STB, LCD monitor, projector, LCD TVs)
- Rack-mountable

Specifications

Function		VE560
Video Input	Interface	1 x DVI-D Female (White)
Video Output	Interface	1 x DVI-D Female (White)
Video	Max. Data Rate	4.95 Gbps (1.65 Gbps Per Lane)
	Max. Pixel Clock	165 MHz
	Compliance	HDCP 1.4 Compatible
	Max. Resolutions / Distance	Up to 1920 x 1200@30m; 1280 x 1024@50m
Power	Connector	1 x DC Jack
	Consumption	5 VDC, 1W
Environmental	Operating Temperature	0–50 °C
	Storage Temperature	-20–60 °C
	Humidity	0–80% RH, Non-Condensing
Physical Properties	Housing	Metal
	Weight	0.16 kg (T+R)
	Dimensions (L x W x H)	9.30 x 5.50 x 2.40 cm (T/R)
Carton Lot		20 pcs

Included Accessories

	VE560
Power Adapter	•
Mounting Kit	•

VB100 VGA Booster 70 m



Front



Rear



Side



Features

- Amplifies and transmits signals from a VGA input to a VGA output
- LED indication of source device status
- **Adjustable Gain Control** – signal strength can be manually adjusted via Video Gain/Compensation tuner
- Hot-pluggable

Specifications

Function		VB100
Video Input	Interface	1 x HDB-15 Female (Blue)
	Impedance	75 Ω
Video Output	Interface	1 x HDB-15 Female (Blue)
	Impedance	75 Ω
Video	Max. Bandwidth	300 MHz
	Max. Resolutions / Distance	Up to 1920 x 1200@30m; 1280 x 1024@70m
Power	Connector	1 x DC Jack
	Consumption	5 VDC, 0.9W
Environmental	Operating Temperature	0–50 °C
	Storage Temperature	-20–60 °C
	Humidity	0–80% RH, Non-Condensing
Physical Properties	Housing	Metal
	Weight	0.06 kg
	Dimensions (L x W x H)	3.53 x 6.88 x 2.06 cm
Carton Lot		10 pcs

Included Accessories

	VB100
Power Adapter	•

Note: Please use the power adapter included in the package if VB100 cannot be powered via the source device. Respective length of both VGA cables can vary, but the total length of both cables cannot exceed 70 meters.

VE550 VGA Over Cat 5 Repeater



Front



Rear



Features

- Extends and doubles the distance of VGA signal transmission via Cat 5e cable
- Signal transmission range can be expanded by using an additional repeater to extend transmission distance
- Compatible for use with ATEN extenders: CE250A, CE252, CE700A, VE150A
- **Adjustable Gain Control** – signal strength can be manually adjusted via Video Gain/Compensation tuner
- Wall-mountable

Specifications

Function		VE550
Video	Max. Distance	300 m
Unit to Unit		RJ-45 Female, Cat 5e / 6 Cable
Power	Connector	1 x DC Jack
	Consumption	5.3 VDC, 2.52W
Environmental	Operating Temperature	0–50 °C
	Storage Temperature	-20–60 °C
	Humidity	0–80% RH, Non-Condensing
Physical Properties	Housing	Metal
	Weight	0.14 kg
	Dimensions (L x W x H)	7.90 x 7.16 x 2.44 cm
Carton Lot		5 pcs

Included Accessories

	VE550
Power Adapter	•
Mounting Kit	•



Video Converters

ATEN Video Converters allow you to connect a video source device to the display device of your choice, equipped with different video interfaces. We provide simple single port-to-port converters which enable you to connect VGA based devices to DVI / HDMI digital displays, and universal interface products which integrate multiple device inputs into a single box for easy converting of various analog-to-digital audio/video signals. With built-in easy-to-use features, this series makes converting connections simple.



- **Major Video Interface Support**

Our products incorporate all current video interfaces including; VGA, DVI, SDI, Mini DisplayPort and HDMI, while meeting the strict requirements needed for high quality signal conversions.

- **Compact Design**

Compact designs allow a neat and tidy workspace and trouble-free installation - solutions that think of you.

- **Easy Installation**

Flexible convenient installation – with no software or configuration required. Simply make the hardware connections and enjoy the experience.

- **Outstanding Multimedia**

With high-quality video, the integrated audio component delivers an outstanding AV experience when working with modern multimedia applications and equipment.

- **Audio Extraction**

ATEN's additional audio de-embedder function extracts and converts audio signals from the HDMI input. This means you can choose between analog stereo via RCA connectors and digital audio via optical or coaxial connections for additional methods to produce high quality audio output.

Note: 1.The features highlighted above are not available in all products. Please refer to each product page for more details.
2.Product information is subject to change without prior notice.



Specifications at a Glance

Model	VC840	VC812	VC810	VC480	VC182	VC180	VC160A
Input	HDMI	HDMI	HDMI	SDI	VGA	VGA	VGA
Outputs	SDI	VGA	VGA	HDMI	HDMI	HDMI	DVI
Max Video Resolution	1080p	1920 x 1200	1920 x 1200	1080p	1080p	1080p	1920 x 1200
Audio	•	• (HDMI)	N/A	•	• (HDMI)	•	N/A
Scaler	N/A	•	N/A	N/A	•	N/A	N/A

Model	VC920	VC960	VC980	VC981
Input	Mini DisplayPort	Mini DisplayPort	Mini DisplayPort	Mini DisplayPort
Outputs	VGA	DVI	HDMI	HDMI
Max Video Resolution	1920 x 1200	1920 x 1200	1920 x 1200	3840 x 2160
Audio	N/A	N/A	• (HDMI)	• (HDMI)

Model	VC925	VC965	VC985	VC986
Input	DisplayPort	DisplayPort	DisplayPort	DisplayPort
Outputs	VGA	DVI	HDMI	HDMI
Max Video Resolution	1920 x 1200	1920 x 1200	1920 x 1200	3840 x 2160
Audio	N/A	N/A	• (HDMI)	• (HDMI)

Model	VC010	VC060	VC080	VC880
Interface	VGA	DVI	HDMI	HDMI
Max Video Resolution	1080p; 1920 x 1200	1080p; 1920 x 1200	1080p; 1920 x 1200	HDMI
Audio	N/A	N/A	• (HDMI)	1920 x 1080
RS-232	•	•	•	• (HDMI)

VC840 HDMI to 3G/HD/SD-SDI Converter



Features

- Converts HDMI input signals to a 3G/HD/SD-SDI output
- Automatic detection of input video signals
- Offers 2 low-jitter SDI outputs for dual display
- Supports 8 audio channels @48 KHz rate
- Re-clocking SDI signals for cascading and thus longer transmission
- Power connector lock for secure communications
- **EDID Expert™** – selects optimum EDID settings for smooth power-up, high-quality display and use of the best resolution across different screens

Specifications

Function		VC840
Video Input	Interface	1 x HDMI Type A Female (Black)
	Impedance	100 Ω
Video Output	Interface	2 x BNC (Gold)
	Impedance	75 Ω
Video	Max. Data Rate	2.97 Gbps
	Max. Pixel Clock	148.5 MHz
	Supported Resolutions	NTSC@59.96 Hz, PAL@50 Hz; 720p@50/59.94/60 Hz; 1080i@50/59.94/60 Hz; 1080p@23.97/24/25/29.97/30/50/59.94/60 Hz
	Max. Distance	90m (3G-SDI); 150m (HD-SDI); 300m (SD-SDI)
Audio	Output	Analog: 2 x RCA (Red/White) Digital: 1 x RCA (Yellow)
SDI Formats		SD-SDI (SMPTE 259M, up to 270 Mbps) HD-SDI (SMPTE 292M, 296M, up to 1.485 Gbps) 3G-SDI (SMPTE 424M, 425M level A, up to 2.97 Gbps)
EDID Settings		EDID Mode: Learn (See page VIII for definition of each EDID mode)
Power	Connector	1 x DC Jack
	Consumption	5 VDC, 3.5W
Environmental	Operating Temperature	0–40 °C
	Storage Temperature	-20–60 °C
	Humidity	20–90% RH, Non-condensing
Physical Properties	Housing	Metal
	Weight	0.29 kg
	Dimensions (L x W x H)	12.20 x 10.70 x 3.04 cm
Carton Lot		5 pcs

Included Accessories

	VC840
Power Adapter	•

VC812 HDMI to VGA Converter with Scaler **PRO**



Features

- Converts HDMI input signals to a VGA output
- Automatic detection of input video signals
- Device configurations using a utility tool via mini USB port connection
- **Scaler** – features a unique scaling engine that converts various input video resolutions into the display's native resolution, while adjusting the picture ratio automatically for optimum display quality
- Supports 16:9 / 4:3 aspect ratios and multiple selectable video resolutions
- **Integrated superior video noise reduction**
- **Integrated Next Generation Color Engine** – automatic picture quality / color adjustment and enhancement
- **Built-in OSD Function** – for video and system configurations via pushbuttons
- **De-interlace Function** – for smooth video playback quality

Specifications

Function		VC812
Video Input	Interface	1 x HDMI Type A Female (Black)
	Impedance	100 Ω
Video Output	Interface	1 x HDB-15 Female (Black)
	Impedance	75 Ω
Video	Max. Pixel Clock	165 MHz
	Max. Resolutions	Up to 1920 x 1200
	Scaler Resolutions	480p; 480i; 576p; 576i; 800 x 600; 1024 x 768; 1280 x 720; 1280 x 1024; 1360 x 768; 1440 x 900; 1400 x 1050; 1600 x 1200; 1680 x 1050; 1080i; 1080p; 1920 x 1200
Audio	Output	Analog: 1 x Mini Stereo Jack Female (Black)
		Digital: 1 x RCA (Yellow)
Power	Connector	1 x DC Jack
	Consumption	5 VDC, 10W
Environmental	Operating Temperature	0–40 °C
	Storage Temperature	-20–60 °C
	Humidity	20–90% RH, Non-Condensing
Physical Properties	Housing	Metal
	Weight	0.29 kg
	Dimensions (L x W x H)	11.00 x 8.30 x 2.80 cm
Carton Lot		5 pcs

Included Accessories

	VC812
Power Adapter	•
Software CD	•

VC810 HDMI to VGA Converter



Front



Rear



Features

- Converts HDMI input signals to a VGA output
- Compact and portable size

Specifications

Function		VC810
Video Input	Interface	1 x HDMI Type A Male (Black)
	Impedance	100 Ω
Video Output	Interface	1 x HDB-15 Female (Black)
	Impedance	75 Ω
Video	Max. Pixel Clock	200 MHz
	Max. Resolutions	Up to 1920 x 1200
Environmental	Operating Temperature	0–60 °C
	Storage Temperature	-10–70 °C
	Humidity	40~85% RH, Non-Condensing
Physical Properties	Housing	Plastic
	Weight	0.01 kg
	Dimensions (L x W x H)	4.55 x 2.30 x 1.48 cm
Carton Lot		40 pcs

VC480 3G/HD/SD-SDI to HDMI Converter



Features

- Converts 3G/HD/SD-SDI input signals to an HDMI output
- Automatic detection of input video signals
- Buffered loop-through output provides extended monitoring
- Re-clocking SDI signals for cascading thus longer transmission
- Power connector lock for secure communications
- Supports 8 audio channels @48 KHz rate

Specifications

Function		VC480
Video Input	Interface	1 x BNC (Gold)
	Impedance	75 Ω
Video Output	Interface	1 x HDMI Type A Female (Black); 1 x BNC (Gold)
	Impedance	100 Ω
Video	Max. Data Rate	2.97 Gbps
	Max. Pixel Clock	148.5 MHz
	Supported Resolutions	NTSC@59.96 Hz, PAL@50 Hz; 720p@50/59.94/60 Hz; 1080i@50/59.94/60 Hz; 1080p@23.97/24/25/29.97/30/50/59.94/60 Hz
	Max. Distance	90 m (3G-SDI); 150 m (HD-SDI); 300 m (SD-SDI)
Audio	Output	Analog: 2 x RCA (Red/White) Digital: 1 x RCA (Yellow)
SDI Formats		SD-SDI (SMPTE 259M, up to 270 Mbps) HD-SDI (SMPTE 292M, 296M, up to 1.485 Gbps) 3G-SDI (SMPTE 424M, 425M level A, B, up to 2.97 Gbps)
Power	Connector	1 x DC Jack
	Consumption	5 VDC, 10W
Environmental	Operating Temperature	0–40 °C
	Storage Temperature	-20–60 °C
	Humidity	20~90% RH, Non-Condensing
Physical Properties	Housing	Metal
	Weight	0.29 kg
	Dimensions (L x W x H)	12.30 x 10.87 x 3.05 cm
Carton Lot		5 pcs

VC182 VGA to HDMI Converter with Scaler



Features

- Converts VGA input signals to an HDMI output
- Automatic detection of input video signals
- Device configurations using a utility tool via mini USB port connection
- **Scaler** – features a unique scaling engine that converts various input video resolutions into the display's native resolution, while adjusting the picture ratio automatically for optimum display quality
- Supports 16:9 / 4:3 aspect ratios and multiple selectable video resolutions
- **Integrated superior video noise reduction**
- **De-interlace Function** – for smooth video playback quality
- **Built-in OSD Function** – for video and system configurations
- **Integrated Next Generation Color Engine** – automatic picture quality / color adjustment and enhancement

Specifications

Function		VC182
Video Input	Interface	1 x HDB-15 Female (Blue)
	Impedance	75 Ω
Video Output	Interface	1 x HDMI Type A Female (Black)
	Impedance	100 Ω
Video	Max. Pixel Clock	165 MHz
	Max. Resolutions	Up to 1080p
	Scaler Resolutions	480p; 480i; 576p; 576i; 800 x 600; 1024 x 768; 1280 x 720; 1280 x 1024; 1360 x 768; 1440 x 900; 1400 x 1050; 1600 x 1200; 1680 x 1050; 1080i; 1080p; 1920 x 1200
Audio	Input	Analog: 1 x Mini Stereo Jack Female (Black)
		Digital: 1 x RCA (Yellow)
Power	Connector	1 x DC Jack
	Consumption	5 VDC, 5W
Environmental	Operating Temperature	0–40 °C
	Storage Temperature	-20–60 °C
	Humidity	20~90% RH, Non-Condensing
Physical Properties	Housing	Metal
	Weight	0.31 kg
	Dimensions (L x W x H)	11.00 x 8.30 x 2.80 cm
Carton Lot		5 pcs

Included Accessories

	VC182
Power Adapter	•
Software CD	•

VC180 VGA to HDMI Converter with Audio



Front



Rear



Features

- Converts VGA input signals to an HDMI output
- Supports dual power sources: VGA port or power adapter
- Automatic detection of input video signals
- Compact design and light-weighted
- **Screen Position Button** – saves screen position settings for each output resolution
- **Unique ATEN EDID Technology** – bypasses display's EDID for better output compatibility

Specifications

Function		VC180
Video Input	Interface	1 x HDB-15 Female (Blue)
	Impedance	75 Ω
Video Output	Interface	1 x HDMI Type A Female (Black)
	Impedance	100 Ω
Video	Max. Pixel Clock	165 MHz
	Max. Resolutions	Up to 1080p
Audio	Input	1 x Mini Stereo Jack Female (Green)
Power	Connector	1 x DC Jack
	Consumption	5.3 VDC, 3.2W
Environmental	Operating Temperature	0–50 °C
	Storage Temperature	-20–60 °C
	Humidity	0~80% RH, Non-Condensing
Physical Properties	Housing	Metal
	Weight	0.15 kg
	Dimensions (L x W x H)	7.90 x 7.81 x 2.44 cm
Carton Lot		20 pcs

Included Accessories

	VC180
Power Adapter	•

VC160A VGA to DVI Converter



Front



Features

- Converts VGA input signals to a DVI output
- Supports dual power sources: VGA port or power adapter
- Automatic detection of input video signals
- **Screen Position Button** – saves screen position settings for each output resolution
- **Unique ATEN EDID Technology** – bypasses display's EDID for better output compatibility

Specifications

Function		VC160A
Video Input	Interface	1 x HDB-15 Female (Blue)
	Impedance	75 Ω
Video Output	Interface	1 x DVI-D Female (White)
	Impedance	100 Ω
Video	Max. Pixel Clock	165 MHz
	Max. Resolutions	Up to 1920 x 1200
Power	Connector	1 x DC Jack
	Consumption	5.3 VDC, 2.8W
Environmental	Operating Temperature	0–50 °C
	Storage Temperature	-20–60 °C
	Humidity	0~80% RH, Non-Condensing
Physical Properties	Housing	Metal
	Weight	0.15 kg
	Dimensions (L x W x H)	7.90 x 7.81 x 2.44 cm
Carton Lot		20 pcs

Included Accessories

	VC160A
Power Adapter	•

VC981 / VC986 Mini DisplayPort / DisplayPort to 4K HDMI Active Adapter



VC981



VC986



Features

- Supports VGA, SVGA, XGA, SXGA, UXGA, 1080p and resolutions up to 4K UHD
- Active adapter – features an advanced chip which ensures stable video signal conversion even when the video source does not support dual-mode DisplayPort (DP++)*
- Supports Eyefinity (multi-screen setups)
- Audio supported
- No software or driver installation required
- DisplayPort 1.2 compliance

* *Dual-mode DisplayPort (DP++) can directly process the signal from DisplayPort to HDMI or DVI signals. Devices supporting DP++ will display this logo.



Specifications

Function		VC981 / VC986
Video Input	Interface	VC981: 1 x Mini DisplayPort Male (White) VC986: 1 x DisplayPort Male (White)
Video Output	Interface	1 x HDMI Type A Female (Black)
Video	Max. Pixel Clock	297 MHz
	Max. Resolutions	3840 x 2160@30Hz, 1920 x 1200@60Hz
	Compliance	HDCP 1.3 Compatible DVI1.1 DisplayPort 1.2a
Audio	Output	1 x HDMI Type A Female (Black)
Environmental	Operating Temperature	0–50 °C
	Storage Temperature	-20–60 °C
	Humidity	0~80% RH, Non-Condensing
Physical Properties	Housing	Plastic
	Weight	VC981: 0.04 kg VC986: 0.042 kg
	Dimensions (L x W x H)	VC981:17.50 x 4.50 x 1.50 cm VC986: 18.00 x 4.50 x 1.50 cm
Carton Lot		40 pcs

VC925 DisplayPort to VGA Adapter
VC965 DisplayPort to DVI Adapter
VC985 DisplayPort to HDMI Adapter

Video In Display Port (VC925)	Video Out HDB-15 (VC965)	Video Out DVI-I (VC985)	A/V Out HDMI	Resolution 1920 x 1200, 1080P	OS Support Win, Mac	Extendable	Audio Supported
-------------------------------------	--------------------------------	-------------------------------	-----------------	----------------------------------	------------------------	------------	-----------------

VC925



VC965



VC985



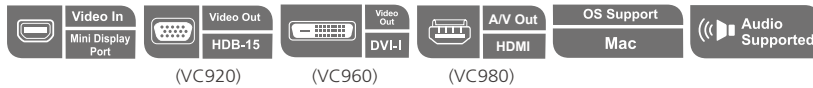
Features

- Supports VGA, SVGA, XGA, SXGA, UXGA and resolutions up to 1920x1200 (PC) / 1080p (HDTV)
- Audio Supported (VC985 Only)
- No software or driver installation required
- DisplayPort 1.1a compliant

Specifications

Function		VC925 / VC965 / VC985
Video Input	Interface	1 x DisplayPort Male (White)
Video Output	Interface	VC925: 1 x HDB_15 Female (Blue) VC965: 1 x DVI-I* Female (White) VC985: 1 x HDMI Type A female (Black) <small>*Only support digital signal transmission.</small>
Video	Max. Pixel Clock	165 MHz
	Max. Resolutions	VC925: 1920 x 1200(PC)@60Hz; 1080p(HDTV) VC965 / VC985: 1920 x 1080@60HZ
	Compliance	VC965: DisplayPort 1.1a, DVI1.1 VC925 / VC985: DisplayPort 1.1a
Audio	Output	VC985: 1 x HDMI Type A Female (Black)
Environmental	Operating Temperature	0-50 °C
	Storage Temperature	-20-60 °C
	Humidity	0~80% RH, Non-Condensing
Physical Properties	Housing	Plastic
	Weight	VC925: 0.045 kg VC965: 0.048 kg VC985: 0.040 kg
	Dimensions (L x W x H)	VC925: 18.00 x 4.50 x 1.50 cm VC965: 18.00 x 4.50 x 1.50 cm VC985: 18.00 x 4.50 x 1.50 cm
Carton Lot		40 pcs

VC920 Mini DisplayPort to VGA Adapter
VC960 Mini DisplayPort to DVI Adapter
VC980 Mini DisplayPort to HDMI Adapter



VC920



VC960



VC980



Features

- Converts mini DisplayPort input signals to a VGA / DVI / HDMI output
- Supported devices: MacBook, MacBook Pro, MacBook Air, Mac mini and Mac Pro
- Audio enabled (VC980)

Note: VC960 only supports digital signal transmission

Specifications

Function		VC920 / VC960 / VC980
Video Input	Interface	1 x Mini DisplayPort Male (White)
Video Output	Interface	VC920: 1 x HDB-15 Female (Blue) VC960: 1 x DVI-I Female (White)* VC980: 1 x HDMI Type A Female (Black) <small>*VC960 only supports digital signal transmission.</small>
Video	Max. Pixel Clock	165 MHz
	Max. Resolutions	Up to 1920 x 1200
Audio	Output	VC980: 1 x HDMI Type A Female (Black)
Environmental	Operating Temperature	0–50 °C
	Storage Temperature	-20–60 °C
	Humidity	0~80% RH, Non-Condensing
Physical Properties	Housing	Plastic
	Weight	VC920: 0.04 kg VC960: 0.05 kg VC980: 0.03 kg
	Dimensions (L x W x H)	VC920 / VC960: 20.00 x 4.30 x 2.01 cm VC980: 19.00 x 2.10 x 1.11 cm
Carton Lot		40 pcs

VC880 HDMI Repeater Plus Audio De-embedder **PRO**



Front



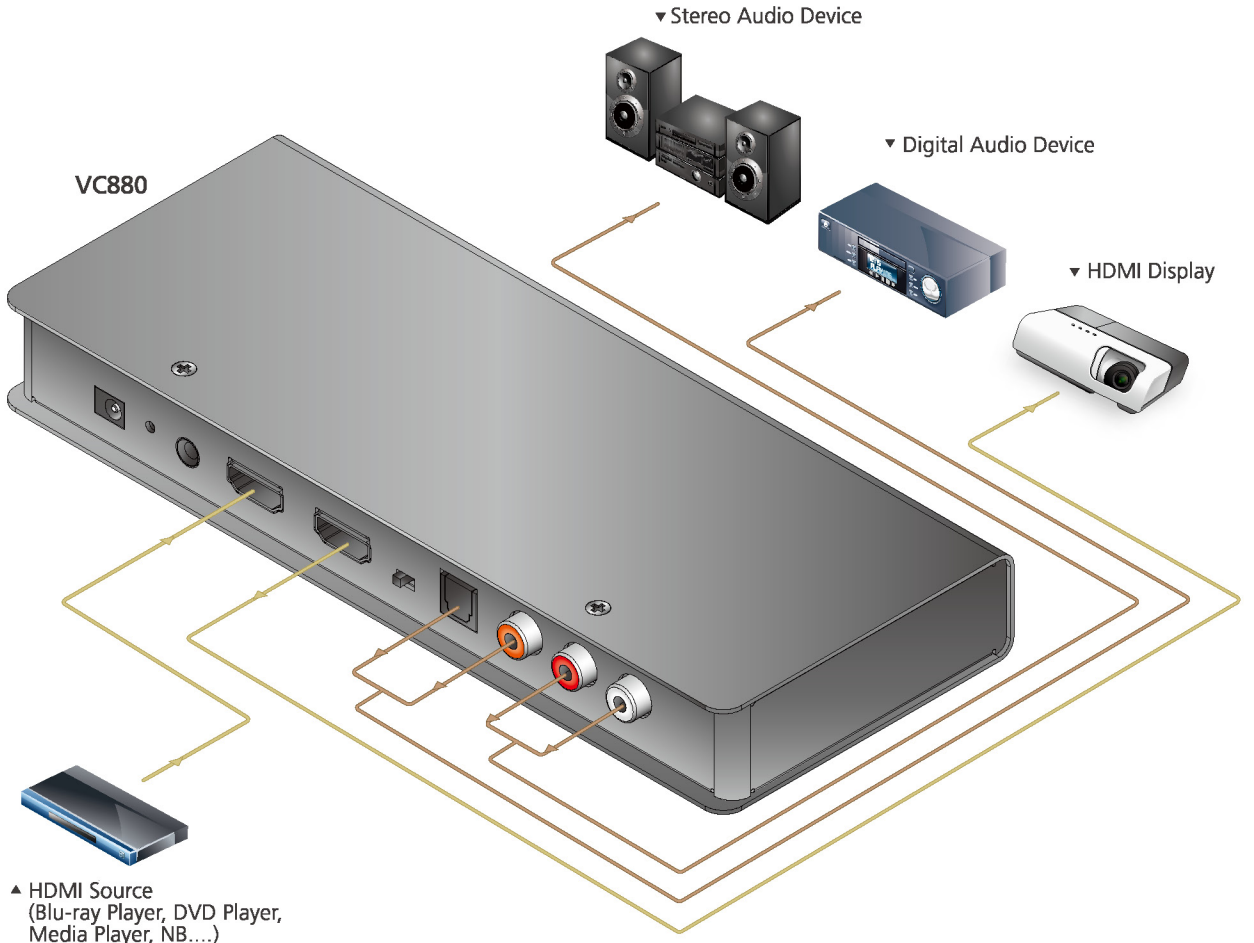
Rear



Features

- Repeats HDMI input signals and extracts HDMI audio signals as an additional audio source
- HDMI audio can be switched on/off via switch
- Audio channel selection via switch with options of CH 2, CH 5.1 and Auto
- Firmware upgradable

Setup > VC880



— HDMI
— Audio

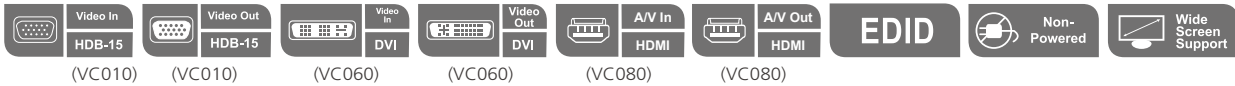
Specifications

Function		VC880
Video Input	Interface	1 x HDMI Type A Female (Black)
	Impedance	100 Ω
Video Output	Interface	1 x HDMI Type A Female (Black)
	Impedance	100 Ω
Video	Max. Data Rate	6.75 Gbps (2.25 Gbps Per Lane)
	Max. Pixel Clock	225 MHz
	Compliance	HDMI (3D, Deep Color) HDCP 1.4 Compatible
	Max. Resolutions	Up to 1920 x 1080
Audio	Output	1 x HDMI Type A Female (Black); 1 x Toslink (Black); 1 x RCA (Orange); 2 x RCA (Red/White)
Power	Connector	1 x DC Jack
	Consumption	5.3 VDC, 0.8W
Environmental	Operating Temperature	0–50 °C
	Storage Temperature	-20–60 °C
	Humidity	0–80% RH, Non-Condensing
Physical Properties	Housing	Metal
	Weight	0.46 kg
	Dimensions (L x W x H)	20.00 x 8.20 x 2.50 cm
Carton Lot		20 pcs

Included Accessories

	VC880
Power Adapter	•

VC010 VGA EDID Emulator
VC060 DVI EDID Emulator
VC080 HDMI EDID Emulator



Features

- Repeats HDMI input signals and extracts HDMI audio signals as an additional audio source, which can be switched on/off via a switch
- **ATEN EDID Wizard** – allows users to custom configure multiple EDID settings for display's via RS-232 connection
- **EDID Expert™** – selects optimum EDID settings for smooth power-up, high-quality display and use of the best resolution across different screens
- Hot-pluggable
- Rack-mountable
- Firmware upgradable

Note: Please connect an external power cord to the video source if it is not supplied with enough power to function.

Specifications

Function		VC010 / VC060 / VC080
Video Input	Interface	VC010: 1 x HDB-15 Female (Blue); VC060: 1 x DVI-I Female (White); VC080: 1 x HDMI Type A Female (Black)
	Impedance	VC010: 75 Ω; VC060 / VC080: 100 Ω
Video Output	Interface	VC010: 1 x HDB-15 Female (Blue); VC060: 1 x DVI-I Female (White); VC080: 1 x HDMI Type A Female (Black)
	Impedance	VC010: 75 Ω; VC060 / VC080: 100 Ω
Video	Compliance (VC080)	HDMI (3D, Deep Color) HDCP 1.4 Compatible Consumer Electronics Control (CEC)
Audio	Output (VC080)	1 x HDMI Type A Female (Black)
EDID Settings		EDID Mode: Default / Learn / Customized (EDID Wizard support) (See page VIII for definition of each EDID mode)
Power	Connector	1 x DC Jack
	Consumption	5 VDC, 0.15W
Environmental	Operating Temperature	0–50 °C
	Storage Temperature	-20–60 °C
	Humidity	0~80% RH, Non-Condensing
Physical Properties	Housing	Metal
	Weight	0.15 kg
	Dimensions (L x W x H)	7.90 x 7.76 x 2.45 cm;
Carton Lot		5 pcs

Included Accessories

	VC010 / VC060 / VC080
RS-232 Configuration Cable	•
USB to DC Power Cord	•

Optional Accessories

Description	Part No. / Spec.	Page No.
HDMI Cable (VC080)*	2L-7D02H-1 (2 m)	11-3

* Cables with different lengths are available, please refer to 11-3.

2A-130G VGA EDID Emulator



Features

- Substitutes as a monitor at the site where the computer / video source is located
- EDID built-in – Stores ATEN standard EDID information in device
- ATEN standard EDID support all popular resolutions
- Superior video quality - up to 1920 x 1200@60Hz, 1366 x 768@60Hz
- USB Powered – NO need for an external power adapter
- No software required – Eliminates incompatibility and installation issues; no need to configure

Specifications

Function		2A-130G
Connectors	Video	1 x HDB-15 Male (Blue)
	Power	1 x USB Type A Male
LEDs		1 (Green)
Video		1920 x 1200@60Hz; 1366 x 768@60Hz
Cable Length		0.35 m
Power Consumption		DC5V, 0.06W
Environmental	Operating Temperature	0–50 °C
	Storage Temperature	-20–60 °C
	Humidity	0–80% RH, Non-Condensing
Physical Properties	Housing	Plastic
	Weight	.42 kg
	Dimensions (L x W x H)	6.59 x 3.40 x 1.60 cm

Product specifications and appearance are subject to change without notice.

Compatible Splitters

Part No. / Spec.	Page No.
VS1204T, VS1208T, VS1504, VS1508, VS132A, VS134A, VS138A, VS92A, VS94A, VS98A, VS82, VS84, VS88, VS0116, VS132, VS102	4-14, 4-14, 4-9, 4-9, 7-10, 7-10, 7-10, 7-11, 7-11, 7-11, 7-14, 7-14, 7-14, 7-9, 7-12, 7-13

Compatible Extenders

Part No. / Spec.	Page No.
VE150A, VE170, VE170Q, VE200, VE300T, VE500T	8-27, 8-28, 8-28, 8-29, 3-4, 3-5

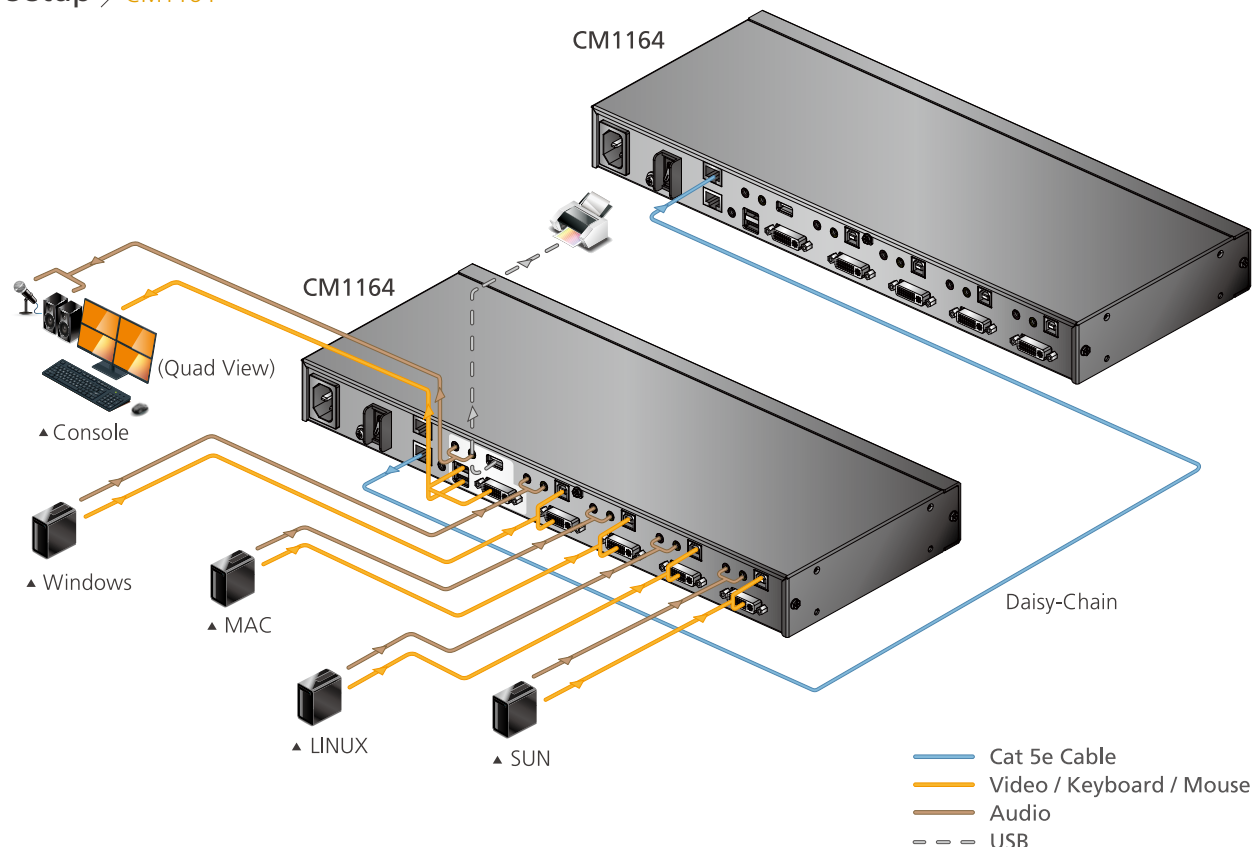
CM1164 Multi-View DVI-D KVM™ Switch



Features

- DCC (Daisy Chain Control) port enables users to connect up to 4 CM1164 units and use one console keyboard / mouse to manage computers or another CM1164
- **Video DynaSync™** – exclusive ATEN technology eliminates boot-up display problems and optimizes the resolution when switching between ports
- Four-level OSD password system - Administrator, Power User, User and Guest
- Console mouse port emulation / bypass feature that supports most mouse drivers and multifunction mice
- Console keyboard emulation / bypass feature that supports most multimedia keyboards
- Independent switching for USB peripheral port, audio and KVM switch focus
- Auto scan feature
- Power on detection
- Multilingual keyboard mapping – supports English, French and Japanese keyboards
- Supports serial commands
- Full bass response provides a rich experience for 2.1 channel audio
- Supports keyboard combinations via emulation (for Sun / Mac)
- Multi-View console controls up to 4 video sources on one screen with Display Modes including Quad View mode, Picture in Picture mode (Dual, Triple or Quad), and Full Screen mode
- Channel Editor – edits display windows and other functions with the mouse and on-screen control panel
- Function control and system setting via Front Panel, OSD or IR Remote – display mode, port selection, daisy chain and more

Setup > CM1164




Specifications

Function		CM1164
Computer Connections		4
Port and Display Mode Selection		Front-Panel Pushbuttons; Hotkeys; IR Remote Control; On-Screen Display (OSD) and Mouse*
Interface	Console	USB, DVI-D
	Computer	
Multiplatform Support		•
Multi-View Support		•
USB 2.0 Hub		2 (Type A)
Video DynaSync™		•
Video Resolution		1920 x 1200
OSD Information		•
Power Consumption		100 VAC / 6.7W; 240 VAC / 13.6W
Environmental	Operating Temperature	0–40°C
	Storage Temperature	-20–60°C
	Humidity	0–80% RH, Non-Condensing
Physical Properties	Housing	Metal
	Weight	2.50 kg
	Dimensions (L x W x H)	43.72 x 16.38 x 4.40 cm
Carton Lot		3 pcs

Note:*Mouse port switching is only functional under mouse emulation mode and USB 3-key wheel mouse.

► Picture-in-Picture (PiP)

- PiP Dual - shows two computers / video sources, with only half of the actual display visible



- PiP Triple - shows three computers / video sources



- PiP Quad - shows four computers/video sources at one time, but unlike in Quad View, one display takes up the whole screen, while the other three displays are occupying only the right side of the screen



Note:
The screen size of the each display depends on the resolution of the computer / video source connected to the port

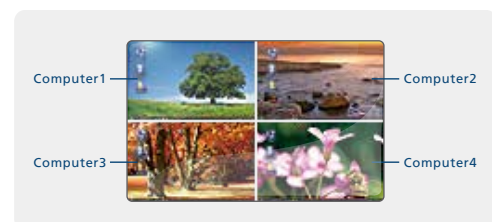
Included Accessories

	CM1164
DVI-D KVM Cable	4
IEC320 Power Cord	•
IR Remote Control	•

Optional Accessories

Description	Part No. / Spec.	Page No.
USB DVI Single Link KVM Cable	2L-7D02U (1.8 m); 2L-7D03U (3 m); 2L-7D05U (5 m)	11-3
IR Extender Cable	2XRT-0003G	12-1

- Quad View displays all four computers / video sources on the display




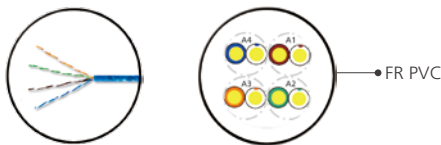
2L-2801 Low Skew Cat 5e Cable

Analog video presents a high quality image when the computer is directly connected to the monitor by short cables. "Skew" is the color phase and time errors that occur when R/G/B video signals are sent over long distance Cat 5e cables and this can result in smeared, less sharp and color-fringed images. To remedy this distortion, ATEN developed a Low Skew Cat 5e cable. This high performance cable is suitable for the audio and video transmission of a wide range of video and KVM extenders. To eliminate blur and bleeding images and to ensure clear video transmissions, use 2L-2801 Low Skew Cat 5e Cable.



Features

- Supports high quality RGB video transmissions
- Contains 305 m (1000 ft.) low skew cable
- Delay Skew: 1 ~ 350 MHz 20nS/100 m Max.
- Outer jack material: FR PVC
- Outer material: unshielded
- Conductor material: 24 AWG solid bare copper
- Compatible with ATEN analog Cat 5 video extenders, KVM extenders and Cat 5 KVM switches
- UL, ETL approved



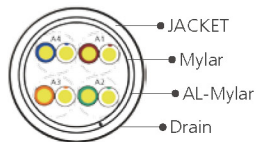


2L-2801 Specifications

Electrical & Physical Properties			
Size		24AWG × 4p	
Cable Length		305 m / 1000 ft	
Conductor Resistance		9.38 Ohm / 100m / 20°C Max.	
Mutual Capacitance		56 Pf/M Max.	
Dielectric Strength		Ac 1.5 Kv / 2 Sec.	
Spark Test		2.5 Kv	
Insulation	Unaged	Tensile Strength	2400 Psi Min. (1.69 Kg /Mm ²)
		Elongation	300% Min.
	Aged	Tensile Strength	Unaged Min.75%(100°C×48hrs)
		Elongation	Unaged Min. 75%(100°C×48hrs)
Jacketed	Unaged	Tensile Strength	2000 Psi Min. (1.41 Kg /Mm ²)
		Elongation	100% Min.
	Aged	Tensile Strength	Unaged Min. 85%(100°C×240hrs)
		Elongation	Unaged Min. 50%(100°C×240hrs)
Insulation Shrinkback		150m/M, 121°C±1°C×1hr ≅ 9.5m/M	
Cold Bend Test		-20°C×4hrs No.Crack	
Flame Retardant Test		CMR	
Ac Leakage Current Throught Overall Jacket		Ac 1500 ≅ 10 Ma	
Dc Resistance Unbalance		5% Max.	
Pair-To-Ground Capacitance Unbalance		330 Pf/100m Max.	
Characteristic Impedance		1 ~ 350 MHz 100±15 Ohms	
Structural Return Loss		350 Mhz 10.6db Min.	
Propagation Delay		350 Mhz 536ns/100m Max.	
Delay Skew		1 ~ 350 Mhz 20ns/100m Max.	
Weight		9.8 kg	

2L-2901 Shielded Digital Video Extension Cable

The 2L-2901 Shielded Digital Video Extension Cable is made as a twisted pair with conductive metal film. The cable utilizes copper wires which are widely used for data transmission. Its outer metal layer protects signal transmissions from electromagnetic interference and reduces the impact caused by electrical noise. The 2L-2901 can support long distance connections while safeguarding the transmission quality.



Features

- Supports high quality RGB video transmissions
- Contains 305 m (1000 ft.) shielded low skew cable
- Delay Skew: 1 ~100 MHz 25nS/100m Max.
- Outer jacket material: PVC
- Outer material: shielded
- Conductor material: 24 AWG bare copper
- Compatible with ATEN analog Cat 5 video extenders, KVM extenders and Cat 5 KVM switches
- UL, ETL approved

2L-2901 Specifications

Constructio		
Conductor	Size	24 AWG
	Construction	Bare copper
	Cond. Diam.	1/0.5±0.008 mm
Insulation	Avg. Thick.	0.20 mm
	Diameter	0.99 ± 0.05 mm
	Material	Polyolefin
	Color Codes	1. Orange × White/Orange stripe 2. Blue × White/Blue stripe 3. Brown × White/Brown stripe 4. Green × White/Green stripe
Shielded(1)	Material	Mylar
	Coverage	100% Coverage with 25% Overlapping
Drain Wire	Size	26 AWG
	Material	Tinned Copper
	Construction	7 / 0.16±0.008 mm
Shielded(2)	Material	Aluminum Mylar (Aluminum inward)
	Coverage	100% Coverage with 25% Overlapping
Jacketed	Avg. Thick.	0.45 mm
	Diameter	5.6 ± 0.20 mm
	Material	PVC
	Color	Black


Cables

Images	Part No.	Length (m)	Interface	To PC / Source Interface	To Switch Interface	Compatible Products
	2L-7D02H-1 2L-7D03H 2L-7D05H 2L-7D10H 2L-7D15H 2L-7D20H	2 3 5 10 15 20	HDMI	 HDMI Male	 HDMI Male	All ATEN's HDMI Devices
	2L-7D03DD 2L-7D05DD 2L-7D10DD	3 5 10	DVI-D	 DVI-D Male (Dual Link)	 DVI-D Male (Dual Link)	VM5404D, VM5808D, VM7604, VM8604, VS172, VS174, VE601, VE602,
	2L-7D02V	2	DVI-D	 DVI-D Male (Single Link)  Audio Plug	 DVI-D Male (Single Link)  Audio Plug	VS172, VS174, VS162, VS164, VE600A, VE602, VE606
	2L-2402A	2	VGA	 HDB-15 Male  Audio Plug	 HDB-15 Female  Audio Plug	VS1204T, VS1208T, VS1504, VS1508, VB552, VM0404, VM0808, VS0202, VS0201, VS0401, VS0102, VS0104, VS0108, VS0116, VE170, VE170Q, VE200, VC180, VE156
	2L-7D02U 2L-7D03U 2L-7D05U	2 3 5	DVI-D USB	 USB Type A Male  DVI-D Male (Single Link)  2 Audio Plugs	 USB Type B Male  DVI-D Male (Single Link)  2 Audio Plugs	CM1164
	2L-7D02DP 2L-7D03DP 2L-7D05DP	2 3 5	DisplayPort	 DisplayPort	 DisplayPort	VS1912
	2L-2801 2L-2901 (Shielded)	305	RJ-45	 RJ-45	 RJ-45	All ATEN's Cat 5 / 5e / 6 / 6a Devices
	2L-4101-GR 2L-4102-GR 2L-4103-GR 2L-4105-GR 2L-4110-GR 2L-4115-GR 2L-4120-GR	1 2 3 5 10 15 20	RJ-45	 RJ-45	 RJ-45	All ATEN's Cat 5 / 5e / 6 / 6a Devices

2X-EA12 LockPro - HDMI Cable Lock

ATEN LockPro™, the world's most effective universal HDMI cable lock

LockPro™, an ATEN exclusive technology, was created to prevent signal loss by ensuring a durable connection between your HDMI cables and devices in a simple, one-piece design. Since most HDMI connectors do not have a locking mechanism, it's common for them to become detached or loosened and create intermittent up to complete signal loss - making cable lock solutions essential.



Features

- Innovative design improves stability and flexibility
- One-piece and reusable design for easy installation and removal
- Ensures strong and reliable HDMI cable connections
- Universal design for securing most cables (not limited to HDMI)
- Environmentally safe – RoHS compliant and recyclable
- Sold 10 pieces per pack

2X-EA12 Specifications

Function	2X-EA12
Storage Temperature	-20 – 60°C
Humidity	0-95% R.H, Non-Condensing
Weight	1.4 g
Dimensions (L x W x H)	8.61 x 6.47 x 0.66 cm

One-piece Design for Easy Installation



- 1 Loosen the screw above the port



- 2 Slide the LockPro™ over the loosened screw



- 3 Tighten the screw firmly




















- 4 Wrap the LockPro™ around the cable



- 5 Fasten the LockPro™ strap

Accessories

Images	Part No.	Product Name.	Compatible Products
	2A-127G	DVI to HDMI Converter	Compatible with all models equipped with DVI interface
	2A-128G	HDMI to DVI Converter	Compatible with all models equipped with HDMI interface
	2L-5202B 2L-5203B 2L-5205B	Port Switching VGA Cable	VS0801A
	2XRT-0003G	IR Receiver Cable (38 KHz)	VM3404H / VM3909H, VM5404H, VM5808H, VM0808H, VM0808HA, VM5404D, VM5808D, VM0404, VM0808, VS482, VS0201 / VS0401, VE814, VE810
	2XRT-0003G-1	Full Range IR Receiver (30-56 KHz)	VM3404H / VM3909H, VE802
	2XRT-0004G	IR Emitter	VK2100, VE810, VE802, VM3404H / VM3909H
	2XRT-0007G	IR Remote Control	VS0801H, VS881, VS0801A
	2XRT-0010G	IR Remote Control	VS482
	2XRT-0101G	IR Remote Control	VM0404H, VM0404HA, VS481A, VS481B, VS261 / VS461, VS0201 / VS0401
	2XRT-0106G	IR Remote Control	VM3404H, VM3909H, VM6404H, VM5404H, VM5808H, VM0808H, VM5404D, VM5808D, VM0404, VM0808
	2XRT-0301G	IR Remote Control	VE200, VB552
	2X-020G	Mounting Kit	VM0404, VS0401, VS0108
	2X-026G (Short)	Mounting Kit	VM1600
	2X-027G (Long)	Mounting Kit	VM1600
	VM-PWR400	Video Matrix Power Module	VM1600
	VM-FAN60	Video Matrix Fan Module	VM1600
	2X-RC 1600	Video Wall Rack	
	2X-030G	TV Bracket Set (L+R)	



Corporate Headquarters

ATEN International Co., Ltd.

3F., No.125, Sec. 2, Datong Rd., Sijhih District,
New Taipei City 221, Taiwan
Phone: +886-2-8692-6789 Fax: +886-2-8692-6767
<http://www.aten.com>
E-mail: marketing@aten.com

America Region:

ATEN Technology Inc.

19641 DaVinci, Foothill Ranch, CA 92610, U.S.A
Phone: +1-949-428-1111 Fax: +1-949-428-1100
<http://www.aten-usa.com>
E-mail: sales@aten-usa.com

ATEN New Jersey Inc.

155 Pierce Street, Somerset, NJ 08873, U.S.A
Phone: +1-732-356-1703 Fax: +1-732-356-1639
<http://www.aten-usa.com>
E-mail: sales@aten-usa.com

EMEA Region:

ATEN Infotech N.V.

Mijnwerkerslaan 34, 3550 Heusden-Zolder, Belgium
Phone: +32-11-531543 Fax: +32-11-531544
<http://www.aten.eu> E-mail: sales@aten.be

ATEN U.K. Limited

466 Malton Avenue, Slough, SL1 4QU, U.K.
Phone: +44-1753-539-121 Fax: +44-1753-215-253
<http://www.aten.co.uk> E-mail: sales@aten.co.uk

ATEN Russia

Office 14212, No.14 Sereblyakova proezd,
Moscow, Russia
Phone : +7 (495)134-2808
<http://ru.aten.com/> E-mail : russia@aten.com

Oceania Region:

ATEN ANZ Pty Ltd.

Suite 3.19, 32 Delhi Road, North Ryde,
NSW 2113, Australia
Phone: +61-2-9114-9933 Fax: +61-2-8072-3723
<http://www.aten.com> E-mail: sales@au.aten.com

Asia Pacific Region:

ATEN China Co., Ltd.

18/F, Tower A, Horizon International Tower, No.6,
Zhichun Road, Haidian District, Beijing, China 100088
Phone: +86-10-5255-0110 Fax: +86-10-8296-1318
<http://www.aten.com.cn> E-mail: sales@aten.com.cn

ATEN Japan Co., Ltd.

ATEN Bldg. 8-4, Minami-senju 3-chome, Arakawa-ku,
Tokyo 116-0003 Japan
Phone: +81-3-5615-5810 Fax: +81-3-3891-3810
<http://www.atenjapan.jp> E-mail: info@atenjapan.jp

ATEN Korea Co., Ltd.

B-303, Gabeul Great Valley, 60-5, Gasan-dong,
Geumcheon-gu, Seoul, Korea; 153-801
Phone: +82-2-467-6789 Fax: +82-2-467-9876
<http://www.aten.co.kr> E-mail: sales@aten.co.kr

Atech Peripherals, Inc.

6F., No.133, Sec. 2, Datong Rd., Sijhih District,
New Taipei City 221, Taiwan
Phone: +886-2-8692-6969 Fax: +886-2-8692-6926
<http://www.aten.com.tw> E-mail: taiwan@aten.com



© Copyright 2016 ATEN® International Co., Ltd.

ATEN and the ATEN logo are trademarks of ATEN International Co., Ltd. All rights reserved. All other trademarks are the property of their respective owners.

Printed 11/2015 V1.0
PAPE-0089-800

